

**Quality and Comfort  
without compromise**

  
**Cavendish**<sup>®</sup>  
— Health Care & Mobility —



**Together  
Always one step ahead**

Comprehensive After Sales Care

Unrivalled Range of Products & Aids

Convenient Home Demonstrations

Reassuringly Local

CALL WATERLOOVILLE | CALL TORQUAY | VISIT

**02392 255 600 | 01803 220 378 | [www.cavendishhealthcare.co.uk](http://www.cavendishhealthcare.co.uk)**

Due to the current disruption to supply chains prices are subject to variation

  
**Cavendish**  
— Health Care & Mobility —

**Mobility products  
that will make a difference...**

Within this catalogue, we have carefully chosen a range of products that could make everyday living a little easier and more comfortable.



[www.cavendishhealthcare.co.uk](http://www.cavendishhealthcare.co.uk)

# How to Order

## Visit our showrooms

Devon or Hampshire  
See back cover for details

## Telephone

Devon 01803 220 378  
Hampshire 02392 255 600

## Free Home Demonstraion

We can come to you  
with no obligation in  
the comfort of your  
own home



## Welcome to the Cavendish Health Care & Mobility Catalogue

We specialise in the supply of mobility equipment to people of all ages; helping with injury rehabilitation or making your life more comfortable in a long-term situation. You can visit us at one of our two large showrooms, in Waterlooville and Torquay, where you'll receive a caring and personal service. Alternatively, **we can come to you**, as we offer **FREE home demonstrations** on many of our products with no obligation.

MOBILITY SCOOTERS	04-19
POWERCHAIRS	20-23
WHEELCHAIRS	24-25
CAR HOISTS	26-27
ACCESSORIES	28-31
WALKING AIDS	32-37
BATHROOM SOLUTIONS	38-49
LIFTS / STAIRLIFTS	50-51
LIVING AIDS	52-59
CHAIRS	60-67
BEDROOM ACCESSORIES	68-69
FOOTWEAR	70
BEDS	71-77
USEFUL INFORMATION	78-79

**Most products in this catalogue show a price with VAT (in brackets) and one without VAT. Are you exempt from paying VAT? Please see page 79 for more information.**

(Subject to T&Cs)

## Di Blasi R30

A revelation in lightweight and compact mobility scooter design

Up to  
**15.7**  
stone

Once folded, pull out the handle and you're away!

**POPULAR CHOICE**



The Di Blasi R30 was **the UK's first fully automatic folding mobility scooter**. To save you the time and effort of pulling levers or unfastening clips, simply press a button on the side and watch the scooter unfold in seconds.

When you've finished your journey, press the button again and the Di Blasi R30 will fold down to the size of a suitcase. Once folded, it's easy to store away in a small space or car boot.

The collapsible design makes it ideal to be carried on aeroplanes, trains, coaches and cruise ships. The high ground clearance, low centre of gravity, and oversized wheels provide a stable ride.

**That's the beautiful thing about the Di Blasi R30, it's instantly ready as a fully working mobility scooter.**

Compact, effortless, folds in seconds

The Di Blasi R30 gives you the flexibility other scooters cannot offer. The unique folding mechanism and compact design makes this the ideal companion for every day use or to take on your travels.

Available in three colours



\*Range is dependent on user weight, terrain/surface

<b>DIBLASIG</b> Graphite	(£2,700.00)	<b>£3,240.00</b>
<b>DIBLASIR</b> Red	(£2,700.00)	<b>£3,240.00</b>
<b>DIBLASIB</b> Blue	(£2,700.00)	<b>£3,240.00</b>
<b>DIBLASIB</b> Any Colour	(£2,700.00)	<b>£3,240.00</b>

Scooter Weight	Total Length	Total Width	Ground Clearance	Max User Weight
26.5kg	106cm	61.5cm	12cm	15.7 Stone
Heaviest Part Weight	Turning Circle	Travel Distance	Battery Type	Flight Friendly
23.6kg	71.5cm	12 miles	9ah Lithium	Yes



Approved for  
Flight Transportation

## SupaScoota MicroLite **SupaScoota SupaLite**

New to the SupaScoota Range is the MicroLite the *lightest mobility scooter in it's class*. With the frame weighing only 11.8kgs (26lbs), you can simply lift in and out of the car just like a bag of shopping...it's that light!

The SupaLite frame weighs in at 13.6kg (29.9lbs), slightly heavier than the MicroLite. Its 260W motor will give you more power than the MicroLite to tackle different terrain and the longer chassis provides extra comfort.



**Comes with folding seat**

- Eye catching metallic paint finish
- Dynamic braking & Electromagnetic brake
- Panasonic Lithium battery
- Made from aircraft grade aluminum
- Turning radius of 82cm, 32.3"
- Motor output 230W
- Slope grade ability Max. recommended 8 degrees

**Comes with folding seat**

- Dynamic braking & Electromagnetic brake
- Panasonic Lithium battery
- Made from aircraft grade aluminum
- Turning radius of 86cm, 33.9"
- Motor output 260W
- Slope grade ability Max. recommended 8 degrees
- Speed Reduction System
- Ootional front basket



**SSML (Panasonic Lithium Battery) (£2,195.00) £2,634.00**

**SSSL (Panasonic Lithium Battery) (£2,395.00) £2,874.00**

Scooter Weight	Total Length	Total Width	Ground Clearance	Max User Weight
18.2kg	93cm	50cm	4.5cm	15 Stone
Heaviest Part Weight	Turning Circle	Travel Distance	Battery Type	Flight Friendly
11.8kg	82cm	8 miles	11.6ah Lithium	Yes

\*Range is dependent on user weight, terrain/surface

Scooter Weight	Total Length	Total Width	Ground Clearance	Max User Weight
20.4kg	97cm	57cm	6.5cm	20 Stone
Heaviest Part Weight	Turning Circle	Travel Distance	Battery Type	Flight Friendly
13.6kg	86cm	8 miles	11.6ah Lithium	Yes

\*Range is dependent on user weight, terrain/surface

## SupaScoota Supalite 4 **SupaScoota Sprint**

Welcome to the lightest 4-wheeled mobility scooter in its class, it has an attractive eye-catching finish and you will also notice that the front wheels are close together, giving you the stability of 4-wheels with the manoeuvrability of 3.



Up to  
**20**  
stone

Comes with  
folding seat

Armrests  
included

- Motor output 260W
- Turning radius of 93cm
- Electronic stability control
- Lithium and SLA battery compatible
- Forward and reverse drive
- Automatic electromagnetic safety brakes
- Slope grade ability, 8 degrees max. recommended



\*Range is dependent on user weight, terrain/surface

**SSSL4** (Panasonic Lithium Battery) (£2,595.00) **£3,114.00**

Scooter Weight	Total Length	Total Width	Ground Clearance	Max User Weight
21.1kg	99cm	57cm	6cm	20 Stone
Heaviest Part Weight	Turning Circle	Travel Distance	Battery Type	Flight Friendly
14.3kg	93cm	8 miles	11.6ah Lithium	Yes



Comes with  
folding seat

- 2 x 150w motors
- Turning radius of 91cm
- Electronic stability control
- Lithium and SLA battery compatible
- Long distance travel with optional spare battery pack
- Ideal for both inexperienced users and people with low core body strength
- Automatic electromagnetic safety brakes
- Slope grade ability, 8 degrees max. recommended



\*Range is dependent on user weight, terrain/surface

**SSSHD02** (SLA Battery) (£2,195.00) **£2,634.00**

Scooter Weight	Total Length	Total Width	Ground Clearance	Max User Weight
31.6kg	101cm	57cm	6cm	20 Stone
Heaviest Part Weight	Turning Circle	Travel Distance	Battery Type	Flight Friendly
10.2kg	91cm	8 miles SLA	SLA Lithium Flight Friendly Lithium	Yes

## SupaScoota Sport

The SupaScoota Sport challenges the traditional concept of scooter design. The dual motor drive can easily handle off-pavement use and navigate steeper inclines - making long distance travel enjoyable once more.



**Comes with folding seat**

- 2 x 150w motors
- Turning radius of 91.5cm
- Electronic stability control
- Lithium and SLA battery compatible
- Long distance travel with optional spare battery pack
- Forward and reverse drive
- Automatic electromagnetic safety brakes
- Slope grade ability, 8 degrees max. recommended
- Lightweight removable battery for easy charging



\*Range is dependent on user weight, terrain/surface

**SSSPHD (SLA Battery) (£2,295.00) £2,754.00**

Scooter Weight	Total Length	Total Width	Ground Clearance	Max User Weight
34.2kg	105cm	60cm	6.5cm	17 Stone
Heaviest Part Weight	Turning Circle	Travel Distance	Battery Type	Flight Friendly
11.1kg	91.5cm	8 miles SLA	SLA Lithium Flight Friendly Lithium	Yes

## SupaScoota Sport XL

The SupaScoota Sport XL has all the features of the SupaScoota Sport, but has a longer wheelbase for more leg room, a larger weight capacity (up to 19 stone) and twin 180w motors giving you that extra power.



**Comes with folding seat**

- 2 x 180w motors
- Turning radius of 97.5cm
- Electronic stability control
- Lithium and SLA battery compatible
- Long distance travel with optional spare battery pack
- Forward and reverse drive
- Automatic electromagnetic safety brakes
- Slope grade ability, 8 degrees max. recommended
- Lightweight removable battery for easy charging



\*Range is dependent on user weight, terrain/surface

**SSSPXL (SLA Battery) (£2,395.00) £2,874.00**

Scooter Weight	Total Length	Total Width	Ground Clearance	Max User Weight
34.6kg	110cm	60cm	6.5cm	19 Stone
Heaviest Part Weight	Turning Circle	Travel Distance	Battery Type	Flight Friendly
11.4kg	97.5cm	8 miles SLA	SLA Lithium	No



## SupaScoota Spartan

The SupaScoota Spartan offers a level of comfort that is equal to many road class scooters. It is ideal for the larger person, as it has a load capacity of 31.5 stone but keeps the amazing manoeuvrability and portability of the SupaScoota range.



Up to  
**32**  
stone

Comes with  
folding seat

- 2 x 180w motors
- Turning radius of 100cm
- Electronic stability control
- Long distance travel with optional spare battery pack
- Forward and reverse drive
- Automatic electromagnetic safety brakes
- Slope grade ability, 6 degrees max. recommended
- Lithium and SLA battery compatible



**SSSPN (SLA Battery)** (£2,595.00) **£3,114.00**

Scooter Weight	Total Length	Total Width	Ground Clearance	Max User Weight
39.5kg	111cm	63cm	6.5cm	31.5 Stone
Heaviest Part Weight	Turning Circle	Travel Distance	Battery Type	Flight Friendly
12.2kg	100cm	7 miles SLA	SLA Lithium	No

\*Range is dependent on user weight, terrain/surface

## V8

The V8 Foldable Mobility Scooter is the perfect choice for individuals who wish to continue leading an independent and active lifestyle. Featuring a unique two-step fold/unfold system for convenient transport the V8 also has fantastic manoeuvrability and comfort.



Up to  
**19**  
stone

Off Board  
Charging Option

15 Mile  
Range

- 200w brushless DC motor
- Front wheel drive
- Scooter weight with battery 18kg
- Long travel distance with 2 onboard batteries
- Forward and reverse drive
- Intelligent regenerative electromagnetic brakes
- Slope grade ability, 8 degrees max. recomd.
- 2 x 18v Li-ion battery pack



**V8BLUE** (£2,395.00) **£2,874.00**

Scooter Weight	Total Length	Total Width	Ground Clearance	Max User Weight
18kg	102cm	52cm	6cm	19.6 Stone
Heaviest Part Weight	Turning Circle	Travel Distance	Battery Type	Flight Friendly
16kg	133.8cm	15 miles	Lithium	Yes

\*Range is dependent on user weight, terrain/surface

## i3 Folding Scooter

This is the exciting lightweight mobility scooter called the i3. It's an excellent choice for people who wish to continue living an active lifestyle.

Made from lightweight, yet robust aluminium, this compact scooter is perfect for use on public transport including car, bus, aeroplane, train, and cruise ship.

Able to travel distances of up to 14 miles\*, with the option of a second battery, which can be used to double the distance. You can change between batteries with a flick of a switch.

It only takes a matter of seconds to fold the i3 ready for storage and is probably the only folding scooter that gives you the option to purchase a wider seat.

Up to  
**21**  
stone



**Off Board Charging Option**

<b>i3Blue</b> (Lithium Battery)	(£2,395.00)	<b>£2,874.00</b>
<b>i3Plum</b> (Lithium Battery)	(£2,395.00)	<b>£2,874.00</b>

Scooter Weight	Total Length	Total Width	Ground Clearance	Max User Weight
27.2kg	93.2cm	45.9cm	5cm	21 Stone
Heaviest Part Weight	Turning Circle	Travel Distance	Battery Type	Flight Friendly
25kg	121cm	12 miles	Lithium	Yes

...and to make things even easier

## i3 Power Lifter

Do you need a little extra help when lifting the i3?

Well, the i3 Power Lifter will solve that problem. It's compact and manoeuvrable, making it super convenient when getting your scooter in and out of the car boot.

In seconds, you'll be able to raise this lifter to the correct height and wheel your scooter into the car boot. Yes, all this using power from the scooter battery with no lifting required.



Maximum lifting height 72cm (28")  
Only 14.5cm (5.7") high when in closed position.

<b>i3LIFT</b>	(£695.00)	<b>£834.00</b>
---------------	-----------	----------------

Lifter Weight	Overall Length	Overall Width	Folded Height	Max Height	Max Load
25lbs	60cm	50cm	14.5cm	72cm	60lbs
11.5kg	23.6"	19.7"	5.7"	28.3"	27kg

\*Range is dependent on user weight, terrain/surface and if second battery is used

# Compact and Stable



Approved for  
Flight Transportation

## ATTO

Versatile with advanced technology complemented by a stylishly modern design, the ATTO provides levels of functionality and accessibility that other 4mph scooters cannot offer. You will benefit from the ATTO's unique design offering a clever 'transfolding' function, which allows the scooter to become the size of a standard piece of luggage within just a few seconds. The ATTO can even be split into two parts for easier storage and transportation.

Up to  
**15**  
stone



- Solid tyres
- Made from aviation-grade aluminium
- Max gradient: up to 6 degrees
- Turning radius 135cm
- Height adjustable seat
- LED display
- 10cm ground clearance
- Advanced accessories available

**ATTO** from (£2,600.00) **£3,120.00**

Scooter Weight	Overall Length	Overall Width	Overall Height	Max Speed	Range up to
66.3lbs	120cm	56cm	89cm	4mph	10mi.*
30.05kg	47"	22"	35"	6.4kph	16km*

\*Range/gradient is dependent on user weight, terrain/surface

## ATTO SPORT

The new ATTO SPORT comes with all the safety and convenience features of the classic ATTO scooter. It has a new sleek sporty design with extra performance, offering a longer travel distance, puncture proof "shock absorbing" NPT airless compound tyres and sporty PU leather seating and hand grips. Other new features include an anti-theft wireless locking key, a clear LCD display, powerful lights front and rear and more!

Up to  
**18**  
stone



- Shock absorbing airless NPT tyres
- Cruise control option for longer rides
- Automatic slowdown on steeper slopes
- Anti-theft wireless key fob
- Powerful LED lights
- Generous leg room
- 12cm ground clearance
- PU leather handgrips and seat

**ATTOSPO** from (£2,995.00) **£3,594.00**

Scooter Weight	Overall Length	Overall Width	Overall Height	Max Speed	Range up to
68.1lbs	120cm	56cm	89cm	4mph	12mi.*
30.8kg	47"	22"	35"	6.4kph	19km*

\*Range/gradient is dependent on user weight, terrain/surface

## Pride Apex Alumalite

Experience the convenience of a lightweight, compact travel scooter. Easy to put into the boot of your car, with its heaviest part weighing only 11.2 kg. The Apex Alumalite, with its aluminium frame, weighs only 28.8 kg, making it our lightest four-wheeled scooter yet!



Up to  
**18**  
stone

- Disassembles into 5 pieces
- Airline friendly batteries
- Lightweight Aluminium frame
- 8" alloy style wheels
- Easy-to-grip tiller adjustment knob
- Large storage basket
- Pavement only
- Choice of 3 colours

**EQ10DB** (£1,995.00) **£2,394.00**

Scooter Weight	Overall Length	Overall Width	Overall Height	Max Speed	Range up to
63.4lbs	102cm	49cm	84.4cm	4mph	11.4mi.*
28.8kg	40.2"	19.7"	33.2"	6.4kph	18.3km*

\*Range is dependent on user weight, terrain/surface

## Kymco Komfy 4

The Komfy mobility scooter has been designed to provide you with the ultimate in comfort, style, manoeuvrability and performance. Designed with particular attention to ergonomics and comfort, Kymco have developed one of the most flexible and easy to use scooters on the market !



Up to  
**25**  
stone

- Easy to operate wrap-around handlebars
- Large, soft-touch switches & easy to read displays
- Max. slope 10 degrees
- New low consumption LED lighting
- A fully adjustable suspension system, to allow the Komfy 4 to be tailored to suite your driving conditions
- Turning radius 156cm (61")
- Colours: Red, Black Blue and Silver

**EQ35JA** (Komfy 4 - 4mph) (£1,825.00) **£2,190.00**

**EQ35JA** (Komfy 8 - 8mph) (£2,255.00) **£2,670.00**

Scooter Weight	Overall Length	Overall Width	Overall Height	Max Speed	Range up to
205lbs	128cm	60cm	98cm	4mph	25mi.*
93kg	50"	24"	39"	6.4kph	40km*

\*Range is dependent on user weight, terrain/surface

## Kymco Midi XLS

The Kymco Midi XLS scooter is the smaller brother of the Maxi XLS mobility scooter, with all the benefits of the Maxi but with a slimmer design. It has a fantastic turning circle and with its sleek dimensions, it's the perfect scooter for getting around towns, shops and tighter spaces, making it a great choice for those living in towns and cities.



- All round suspension
- 10inch Pneumatic tyres
- 5cm (2") ground clearance
- Turning radius 156 cm
- Max. slope 10 degrees
- LED Lights front & rear
- Adjustable captains seat
- 2 x 12v 50ah batteries
- Colours: Grey, Red & black Yellow

**EQ35BS** (£2,845.00) **£3,414.00**

Scooter Weight	Overall Length	Overall Width	Overall Height	Max Speed	Range up to
224.9lbs	125cm	59cm	104cm	8mph	25mi.*
102kg	49.2"	53.2"	40.9"	12.8kph	40km*

\*Range is dependent on user weight, terrain/surface

## Kymco Maxi XLS

The Kymco Maxi XLS is the ultimate in high performance which can make even the most challenging terrain comfortable. Kymco who began life as a motorcycle designer.



- All round suspension
- 10inch Pneumatic tyres
- 10cm (3.9") ground clearance
- Turning radius 165 cm
- Max. slope 12 degrees
- LED Lights front & rear
- Adjustable captains seat
- 2 x 12v 80ah batteries
- Colours: Grey, Red & black

**EQ40BF** (£3,495.00) **£4,194.00**

Scooter Weight	Overall Length	Overall Width	Overall Height	Max Speed	Range up to
304.2lbs	145cm	67cm	109cm	8mph	35mi.*
138kg	57"	26.4"	43"	12.8kph	57km*

\*Range is dependent on user weight, terrain/surface

## Kymco Agility

The Kymco Agility will provide you with the very best in performance, comfort, and manoeuvrability. It has sporty low-profile tyres and 12" alloy wheels which helps to give a stylish feel. A smooth ride quality is helped by the oil dampened suspension system, and the luxury Captain's seat provides excellent comfort. There's even a 12-volt socket where you can charge your devices on the go.



- Luxury breathable adjustable Captain Seat for extra comfort
- Max. slope 12 degrees
- Waterproof backlit LCD display
- Good ground clearance
- Low energy consumption lights
- 156cm turning radius
- Oil dampened all round suspension
- Easy access on board storage facility for convenience and safe storage

**KAGILITY** (£3,295.00) **£3,954.00**

Scooter Weight	Overall Length	Overall Width	Overall Height	Max Speed	Range up to
235lbs	128cm	57.5cm	110cm	8mph	25mi.*
107kg	50"	22.6"	43.3"	12.8kph	40km*

\*Range is dependent on user weight, terrain/surface

## Kymco Maxer

The Kymco Maxer has exceptional comfort and performance. 13" low profile pneumatic tyres help to provide an amazing 6.5" of ground clearance.

Despite its modern look, the Kymco Maxer is extremely robust. It has a bumper on the front and rear and boasts a maximum user weight of 31 stone. It has a travel distance of up to 35 miles on a full charge.



**Feature rich**

- High back adjustable Captain Seat for extra comfort
- Max. slope 12 degrees
- Waterproof backlit LCD display
- Low energy consumption lights
- 212cm turning radius
- Oil dampened all round suspension
- Available in 4 striking colours: Glossy Black, Sapphire Blue, Metallic Mink, Flame Orange

**KMAX** (£3,895.00) **£4,674.00**

Scooter Weight	Overall Length	Overall Width	Overall Height	Max Speed	Range up to
303lbs	149cm	61.5cm	110cm	8mph	35mi.*
138kg	59"	24"	43.3"	12.8kph	56km*

\*Range is dependent on user weight, terrain/surface

## cabincar Mk2

### Featuring an Interior Heater, Remote Central Locking, Reversing Camera & Rear Parking Sensors

The Cabin Car is one of the most advanced mobility scooter in the world. Featuring a reversing camera, USB charging ports, and full internal heater it really does boast all the features of a car. The soft suspension and long-range batteries keep it going for hours and the familiar digital dashboard makes driving fun.

#### Standard Features

- 9" Alloy Wheels
- Colour options to suit
- Body Coloured Mirrors
- Bright Rear LED Lights
- Digital Dashboard
- Dual-Speed Windscreen Wipers
- Durable Floor Mats
- Electronic Braking System
- External Charge Port
- External Charging Cable (0.7m)
- Finger & Thumb Controls
- 4-Way Adjustable Driving Position
- Interior Heater & Large Cup Holder
- Luxury Captain Seat & Headrest
- Powerful LED Headlights
- Rear Parking Sensors
- Remote Central Locking
- Reversing Camera
- Smooth Acceleration System
- Trip Computer
- Twin USB Charging Ports
- Ultra-Soft Suspension
- Windscreen Washer
- Door Kick Plates
- Follow-Me-Home Lights
- Interior Light



Designed  
& Built in GB

Up to  
**28**  
stone



CODE: CABIN1

from  
**£10,995.00** EX VAT  
£13,194.00 INC VAT



Luxury Captain Seat



Digital Dashboard



Door Kick Plates

#### Top Speed

8mph (12.8kph)

#### Range

20+ miles (42km)\*\*

#### Motor

1400w Electric

#### Ground Clearance

15cm (unloaded)

#### Max User Weight

177kg (28 stone)

#### Length

158cm (62.2 inches)

#### Width

76.5cm (30.8inches)\*

#### Optional Extras (Call for full list)

- Cool Air System
- Electric Windows
- Heated Seats
- Lockable Rear Box
- Walker Carrier
- Alarm System



\* Choice of mirrors may alter vehicle width \*\* Range & Speed may be impacted by terrain, gradient and vehicle loading





## TGA Breeze S3 & S4

The Breeze S has a fully active and adjustable suspension delivering comfort, safety and stability to users weighing up to 31 stone (200kg). A powerful motor, large wheels and pneumatic tyres provide maximum ground clearance. The Breeze S also has a travel distance of up to 20 miles (on a standard battery) and can reach distances of up to 30 miles with the advanced battery upgrade.



**BREEZES3** from (£5,195.00) **£6,234**

Scooter Weight	Overall Length	Overall Width	Overall Height	Max Speed	Range up to
313lbs	154cm	68cm	100cm	8mph	30mi.*
142kg	60.5"	27"	39.5"	12.8kph	48.2km*

\*Range is dependent on user weight, terrain/surface



**BREEZES4** from (£5,195.00) **£6,234.00**

Scooter Weight	Overall Length	Overall Width	Overall Height	Max Speed	Range up to
325lbs	163cm	68cm	100cm	8mph	30mi.*
148kg	64"	27"	39.5"	12.8kph	48.2km*

\*Range is dependent on user weight, terrain/surface

## Vita X

The Vita X is a stunning all terrain mobility scooter, finished in glossy metallic black with eye-catching red detail on the suspension and shock absorbers, a real head turner. It has a fully adjustable, rotating seat with additional lumbar support and is also finished with striking red stitching, details you just won't find on other scooters. The sporty look and feel is continued with dark smoked covers over the LED lights for a striking road presence.



Up to  
**25**  
stone

Rugged terrain covering ability

- All-round suspension with rear mono-shock absorber
- Robust rear wheel drive system
- Low profile pneumatic tyres
- Fully adjustable, rotating seat
- LED front and rear lights and indicators
- Range of storage options including front basket and lockable rear box

**TGAVX** from (£5,195.00) **£6,234.00**

Scooter Weight	Overall Length	Overall Width	Folded Height	Max Speed	Range up to
330lbs	162cm	78cm	158cm	8mph	20mi.*
150kg	63"	30.7"	62.2"	12.8kph	32km*

\*Range/gradient is dependent on user weight, terrain/surface

## Extreme Plus

The Extreme is designed to provide maximum space, making it perfect for those with longer limbs. Features include an automatic speed sensor, LED headlights, and 2 USB ports to charge things on the go!

Built for most surfaces, the all-round suspension and Captain's seat will give you a smooth ride. The ABS surface won't chip or peel and is extremely easy to maintain.



Up to  
**22**  
stone

- Enhanced leg room
- LED Headlights
- Powerful twin motor
- 2 x USB ports
- Elastomer suspension
- Emergency stop feature available
- Max gradient: up to 8 degrees

**EXTREME** from (£4,995.00) **£5,994.00**

Scooter Weight	Overall Length	Overall Width	Overall Height	Max Speed	Range up to
202lbs	142cm	66cm	137cm	8mph	35mi.*
92kg	56"	26"	54"	12.8kph	56km*

\*Range/gradient is dependent on user weight, terrain/surface

### Splash Scooter Storage Covers

These scooter storage covers are lightweight elasticated covers that slip over your scooter when additional temporary cover is required.



**STANDARD**



Made from heavy duty outdoor fabric

**DELUXE**

<b>PR34004/S (S)</b>	H105xW48xL120cm	(£45.99) <b>£55.19</b>	<b>PR34005 (S/M)</b>	H105xW48xL120cm	(£57.83) <b>£69.40</b>
<b>PR34004 (M)</b>	H100xW70xL140cm	(£45.49) <b>£55.19</b>	<b>PR34005 (L)</b>	H100xW70xL140cm	(£59.66) <b>£71.59</b>
			<b>PR34005 (XL)</b>	H130xW80xL160cm	(£61.49) <b>£73.79</b>

### Contour Scooter Bag



Size: 43cm x 36cm x 15cm

The Contour Scooter Bag is designed for portable scooters. Simply slide the bag over the rounded seat and the stretchy neoprene will provide a great fit.



Made using a heavy duty and waterproof 1680 denier oxford fabric, it is easy to use, strong, and provides plenty of storage space. This scooter bag has distinctive grey trims.

<b>PR34057</b>	- Black	(£20.99) <b>£25.19</b>
<b>PR34057/HV</b>	- Hi Viz	(£20.99) <b>£25.19</b>



### Scooter Control Panel Cover

This wrap around control panel cover prevents rain from getting into your scooter controls.

<b>PR34006/S</b>	- Small	(£14.83) <b>£17.80</b>
<b>PR34006</b>	- Med/Lrg	(£17.41) <b>£21.89</b>

### Flexi Mobility Bag



Designed to be used on most wheelchairs, mobility scooters, and powerchairs.

Made using a heavy duty, waterproof, 1680 denier oxford fabric. The Flexi bag has easy to grip zip pulls, plenty of storage space, netted side pockets, and removable crutch/walking stick holders. Reflective trims are used for improved visibility.

<b>PR34051</b>	- Hi Viz - One Size	(£40.00) <b>£48.00</b>
<b>PR34052</b>	- Black - One Size	(£40.00) <b>£48.00</b>

## SupaChair Safari

The SupaChair Safari has a lightweight and compact design which can be assembled or disassembled in a matter of seconds. We love this powerchair, as it's perfect to use within your home or when you want to do a little shopping.

It is equipped with anti-tip wheels and suspension for added comfort. The responsive controls and extremely tight turning circle allow you to navigate small spaces and crowded places with ease.



Great all rounder

- Powered by either SLA or Lithium battery
- Complete unit will fit into most car boots
- Turning radius of 700mm
- Breaks down into 2 parts
- 2 x 150w motors
- Variable speed control
- Suspension seat

**SCSAF** from (£2,095.00) **£2,514.00**

Chair Weight	Overall Length	Overall Width	Overall Height	Max Speed	Range up to
83lbs	87cm	60cm	84cm	4mph	8mi*
37.6kg	32"	23.6"	33"	6.4kph	12.8km*

\*Range is dependent on user weight, terrain/surface

## SupaChair Sport

The SupaChair Safari Sport is a refreshing and simply designed indoor/outdoor powerchair with a unique dual spring seat column and ample legroom for a comfortable ride.

The Safari Sport is the bigger brother to the Safari with larger wheels and motors giving a heavier duty feel and performance on uneven surfaces and rugged terrain.

Outdoor comfort



- Powered by either SLA or Lithium battery
- Turning radius of 730mm
- Variable speed control
- Breaks down into 2 parts
- Slope grade 9 degrees
- Gear stick control with 360° turning capability
- Suspension seat

**SCSAFSP** from (£2,295.00) **£2,734.00**

Chair Weight	Overall Length	Overall Width	Overall Height	Max Speed	Range up to
88lbs	91cm	61cm	86.5cm	4mph	8mi*
40kg	35.8"	24"	34"	6.4kph	12.8km*

\*Range is dependent on user weight, terrain/surface

## SupaChair Mini

The SupaChair Mini is a fantastic choice if you're looking for a powerchair with unrivalled manoeuvrability. A turning circle within its own footprint makes it easy to use in a small house or flat. The joystick control is extremely responsive which helps you glide around objects with ease. Its compact design makes this chair a perfect companion.

Fantastic  
turning circle



Up to  
**23**  
stone

- Lightweight compact design
- Disassemble in seconds
- Folding foot board
- 2 x 150w motors
- Slope grade ability up to 6 degrees
- Battery is easily removed for charging
- Suspension seat

**SCMINI** from (£1,995.00) **£2,394.00**

Chair Weight	Overall Length	Overall Width	Overall Height	Max Speed	Range up to
86lbs	85cm	55cm	80cm	3.2mph	8mi*
39kg	33.4"	21.6"	31.4"	5.1kph	12.8km*

\*Range is dependent on user weight, terrain/surface

## Dashi MG

The Dashi MG is an ultra-lightweight powerchair that you'll find has a weight similar to many wheelchairs.

This powerchair is great if you want someone to push. The manual freewheel levers on each motor can be disabled, allowing the chair to be manoeuvred manually.

All in all, the Dashi MG is an ideal solution for those who want a comfortable hybrid chair that is both lightweight and compact.

Up to  
**19**  
stone



- Lightweight aluminium frame
- Padded seat and back rest
- Anti-tip wheels
- 8" PU solid rear wheels
- 120W brush motors

**DASHI** from (£2,995.00) **£3,594.00**

Chair Weight	Overall Length	Overall Width	Overall Height	Max Speed	Range up to
37.5lbs	106cm	60cm	90cm	4mph	9mi*
17kg	42"	24"	35"	6kph	14.5km*

\*Range is dependent on user weight, terrain/surface

## Eazi Chair Ultra

The eazi chair ultra provides the comfort and reliability of a powerchair and electric wheelchair in one simple package. With the chair weighing an amazing 25kg, it is one of the lightest powerchair in the world for its size!

A maximum total travel distance of up to 14 miles can be made possible by the 2 x lithium batteries which slide discreetly and easily into the support bars on the side of the frame. To collapse the **eazi chair ultra** simply unclip the latch behind the seat, and it will fold in under 10 seconds to a compact 95 cm height x 36 cm depth x 60 cm width.

*It's now ready for your car boot or to be stored upright in a tight storage space.*

The two powerful 250w motors and large rear wheels will certainly help when driving across rough and uneven terrain. Additionally, brushless motors are attached to the rear, which, with fewer moving parts require less maintenance and increase efficiency.

Perfect to use in your home, around your local area, or for longer and more challenging days out. If you're looking for a robust and portable powerchair on your next adventure, then the **eazi chair ultra** is the ideal companion.

### Please note:

The **eazi chair ultra** is supplied with one battery. An additional battery can be purchased to achieve a distance of 14 miles.

**EAZIULT** from (£2,699.00) **£3,238.80**

Chair Weight	Overall Length	Overall Width	Overall Height	Max Speed	Range up to
55lbs 25kg	100cm 39.3"	59cm 23.2"	94.5cm 37.2"	3.7mph 5.9kph	14mi.* 22.5km

\*Range is dependent on user weight, terrain/surface

Wider Seat Available

Up to  
**28**  
stone



Unclip the latch at the back of the chair and fold with ease in one simple motion



Available in 3 colours



Wider seat option available



## SupaChair Combi

At last a truly portable powered wheelchair

The Combi is a new and highly versatile lightweight powered wheelchair, featuring an easily switchable joystick which gives the user independence but also allows a carer to take control when required.

The attendant can manoeuvre the chair effortlessly, alleviating any potential strains or injuries to themselves.

Independence can be given back to the user by simply moving the control unit to the armrest.

Quick release axels help to quickly fold the wheelchair for storage, making it ideal for use around the home or longer journeys. The two powerful motors help to navigate slopes and uneven surfaces with ease.

We find that even the most experienced users are impressed with the performance and all-round capabilities. There is also a large wheel sport version for more challenging terrain.

- Lightweight lithium battery - can be charged separately
- Adjustable slung backrest and 3 back angle settings
- Comfortable supportive seat
- Unique footplate and also swing away footrests supplied
- Adjustable armrest height
- 18" or 20" seat width options
- Free-wheel mode for use as a standard wheelchair
- Flip-up armrests for side transfer



Up to  
**23**  
stone

**Dismantles with ease and can be folded for transportation or storage**



The heaviest component which can be easily removed is the Drive Unit weighing 15kg (33lbs)



### COMBI from (£2,370.00) **£2,844.00**

Heaviest Part	Overall Length	Overall Width	Overall Height	Max Speed	Range up to
33lbs	118cm	62cm	101cm	4mph	8mi.*
15kg	46.4"	24.4"	39.7"	6.4kph	12.8km*

\*Range is dependent on user weight, terrain/surface

### Karma Ergo Lite

The Ergo Lite weighs in at just 8.3 kg and is one of the lightest wheelchairs on the market. It is equipped with a 3-staged braking system which makes it easier to stop the wheelchair. The seat features an “S” shape to help prevent slipping and sliding when in the chair.

**Top Seller**  
**Ultra Lightweight**



Up to  
**16**  
stone

- 3 stage braking system
- Seat helps to promote pressure redistribution
- Half folding backrest for storage
- Aegis microbe shield fabric helps to prevent the growth on textiles which keeps the fabric fresh and odour free for longer



<b>KELSP - Self Prop</b>	from (£525.00) <b>£630.00</b>
<b>KELTR - Transit</b>	from (£435.00) <b>£522.00</b>

Type	Transit/Self Propel
Seat Width	16" - 18"
Weight (max user)	16 Stone (100kg)
Chair Weight (16" version)	8.3kg (18.3lbs)
Chair Weight (18" version)	8.4kg (18.5lbs)
Closed frame width	27cm / 10.8"

### Karma Ergo115

The Karma Ergo 115 self-propel wheelchair offers a level of comfort you'll really enjoy. It's made using high-quality aircraft grade aluminium which helps to keep the wheelchair lightweight but extremely durable. This comes from the clever design of the oval tubing which helps to keep the total weight to 13.2kg or 11.5kg when using it as a transit wheelchair.



Up to  
**18**  
stone

- Quick release rear wheels
- S-shaped seating system which helps to redistribute pressure & stop you from slipping
- Detachable upholstery for easy cleaning
- Foldable, making this wheelchair easy for storage and travel



<b>KE11SRSP - Self Prop</b>	from (£525.00) <b>£630.00</b>
<b>KE115R - Transit</b>	from (£465.00) <b>£558.00</b>

Type	Transit/Self Propel
Seat Width	16", 18", 20"
Weight (max user)	18 Stone (115kg)
Chair Weight (transit)	11.5kg
Chair Weight (self propelled)	13.2kg
Closed frame width	30cm / 11.8"



## Karma Agile

The Agile is simple, but never ordinary. It is built with aircraft grade aluminium, which makes it light in weight and durable.

The Agile wheelchair is designed with the carer in mind. With advanced engineering, this chair is very easy to push and manoeuvre and is available in a range of configurations, that will fit the body dimensions of most users.



Up to  
**19.6**  
stone

- Adjustable rear wheel axle
- Tension adjustable backrest
- 80° removal footrests
- Available in three width sizes



3 Seat Widths

<b>Agile Transit 16" or 18"</b>	from (£325.00) <b>£390.00</b>
<b>Agile Transit 20"</b>	from (£325.00) <b>£390.00</b>
<b>Agile Self Prop 16" or 18"</b>	from (£325.00) <b>£390.00</b>
<b>Agile Self Prop 20"</b>	from (£325.00) <b>£390.00</b>

Type	Transit/Self Propel
Seat Width	16", 18", 20"
Weight (max user)	19.6 Stone (125kg)
Chair Weight (transit)	12kg - 14.1kg
Chair Weight (self propelled)	12kg - 14.1kg
Closed frame width	27cm / 12.9"

## i-Lite Plus

The i-Lite Plus is a modern wheelchair which is both stylish and user friendly.

Available as transit or self-propelled versions. The fold down arms help users get close to table and the black wheels and castors look great against the metallic paint.



Up to  
**18**  
stone

- It folds down quickly and easily for transport and storage.
- Attendant brakes
- Stepper tubes to the rear
- Folding seat back



<b>IM9089 - Self Prop</b>	from (£285.00) <b>£342.00</b>
<b>IM9088 - Transit</b>	from (£285.00) <b>£342.00</b>

Type	Transit/Self Propel
Seat Width	18"
Weight (max user)	18 Stone (115kg)
Chair Weight (transit)	13kg
Chair Weight (self propelled)	11.5kg
Closed frame width	33cm / 12.9"



**SMART  
LIFTER**  
Range

A range of hoists that make easy work of loading and unloading **wheelchairs, mobility scooters and powerchairs** from your vehicle



-  Easy to use
-  Lifts all types of scooters and powerchairs
-  Manufactured in the UK
-  Over 300 vehicle specific installation kits
-  Lifts up to 200kg
-  Transfer easily to your next vehicle

**Lift & load in just 60 seconds!**



### Smart Lifter: LM Range



#### 40kg & 80kg Boot Hoist

If you're looking for a hoist for your wheelchair or mini scooter, the Smart Lifter LM range would be perfect for you.

With a max lifting weight of either 40kg or 80kg, this lifter is perfect for smaller, lighter mobility vehicles and can help you get out and about quickly and easily.

It has a fully automated lifting function, operated with the touch of a button. This lifter will eliminate the need to manually load your mobility equipment in the car.

### Smart Lifter: LC Range



#### 80kg & 100kg Boot Hoist

The Smart Lifter LC range is the medium size out of our three hoists, lifting up to 100kg of weight, with both 80kg and 100kg hoist options.

Due to that weight limit, this hoist is best suited to mini scooters or wheelchairs.

This hoist is simple and easy to operate, lifting and loading your wheelchair or mini scooter in 60 seconds, and can easily be transferred to a new vehicle if you change car.

### Smart Lifter: LP Range



#### 125kg, 150kg & 200kg Boot Hoist

Capable of lifting most types of scooters or powerchairs, the Smart Lifter LP range is perfect for users who possess bigger or heavier devices.

With a range of three lifting capacities, 125kgs, 150kgs and 200kgs this is the world's highest capacity vehicle hoist.

This lifter operates completely automatically at the touch of a button and will load your scooter or powerchair in 60 seconds, giving you a simple and easy way to get your vehicle into your car.

**Independence at the touch of a button**



## EasyLift

### Introducing the new 40-kg boot hoist

This hoist is reliable and compact; it can be used to lift small motorised scooters and manual wheelchairs of up to 40 kilograms.

The hoist can be neatly installed to either the nearside or offside rear corner of the boot area. It's suitable for most type of vehicles, including hatchbacks, estates and saloon cars. The boom and upright arm have a unique folding design. This enables you to fold the post neatly when not in use.

To control the hoist's "Up and Down" movement, you can either use the built-in control located on the main body of the hoist, or use the attached two-way handset, which is designed for easier usage.

An interlock system ensures that the lifting arm is locked in the up position before the hoist can be operated.

Particular attention to the design allows every user to operate the hoist alone without any difficulty.

**The design also enables the user to transfer the hoist between vehicles.**



Arm folds neatly when not in use

Please call to confirm price as costs may vary depending on style and make of car

**BRIG40**

**POA**



Easy to use



Scooters & Wheelchairs



Lifts up to 40kg

## A. Lightweight Suitcase Ramp

This durable, portable, Lightweight Suitcase Ramp is ideal for providing access to houses and cars for wheelchairs, scooters, walkers and rollators. The folding, suitcase type ramp is constructed from lightweight, rust-free aluminium and has milled safety treads on the surface, raised side walls and security locks, making the unit extremely portable and convenient to store. With stainless steel fittings and a sturdy carry handle, the ramp has a load capacity of 272kg (42 stone). The Lightweight Suitcase Ramp is available in 3 lengths.

**VA142B** 61cm (2ft) (£110.92) £133.11

**VA142C** 91cm (3ft) (£145.78) £174.94

**VA142K** 152cm (5ft) (£188.57) £226.28

## B. Folding Suitcase Ramp

This robust Folding Suitcase Ramp is ideal for providing access to houses and cars for wheelchairs, scooters, walkers, and rollators. Featuring a non-slip surface for safe use in all weather, plus side rails for added safety.

**VA143D** 122cm (4ft) (£159.95) £187.14

**VA143S** 182cm (6ft) (£199.95) £239.94

## C. Easy Edge Threshold Rubber Ramp

This ramp is ideal for interior and exterior doors or thresholds. It is also safe for use in walk-in showers and wetrooms.

**VA144C** 3x108x31cm (£49.95) £59.94

**VA144G** 6x92x35cm (£59.95) £71.94

## D. Telescopic Channel Ramp

These compact, lightweight and durable Telescopic Channel Ramps are ideal for providing access to houses and cars for wheelchairs, scooters, walkers and rollators. Featuring a non-slip surface plus 2 locking points for safety.

**VA147F** 122cm (4ft) (£129.95) £155.94

**VA147H** 152cm (5ft) (£149.95) £179.94

**VA147M** 182cm (6ft) (£169.95) £203.94

**VA147S** 213cm (7ft) (£199.95) £239.94

**A**



Folds to a convenient size for easy storage

**B**



Non-slip surface

**E**



Once rolled, this ramp fits neatly into its own carry case

## Roll-up Ramp

These Roll Up Aluminium Ramps are ideal for use as wheelchair ramps or scooter ramps. This 3ft aluminium ramp has a maximum load weight of 300kg.

**VA141** W20xL90xD16cm (£135.00) £162.00


**C**



**D**



Lightweight and durable





A

**Langham Plastic Half Step**

Our plastic half steps are built for the outdoors: long-lasting even in cold or heat and will not rust. The step has four over-moulded feet which grip firmly against the ground and offer adjustability, so that the step can be made level on uneven ground.

LP/PHS 75x43x11cm (€69.00) **£82.80**

**B. Wheelchair Cushion**

The Wheelchair Cushion is constructed from a 6 cm thick high density foam topped with a generous 4 cm memory foam topper for improved comfort.

**VA126W** 10x41x46cm (€30.00) **£36.00**

**C. Vinyl Wheelchair Cushion with Memory Foam**

With a wipe-clean, black vinyl cover and foam inner with generous memory foam topper, this cushion can also provide extra support and comfort in cars and homes.

**VA1225A** 40x40x5cm (€25.00) **£30.00**

**VA1235A** 45x40x5cm (€25.00) **£30.00**

**VA1245A** 40x40x7cm (€25.00) **£30.00**

**VA1255A** 45x40x7cm (€25.00) **£30.00**

**D. Harley Pressure - Tex Cushion**

The Pressure-Tex Cushion is Geometrically contoured into sections which operate independently allowing maximum weight distribution - superbly comfortable and helps keep skin cool and free from pressure areas.

**SP44234** 40x 40 x 6cm (€62.49) **£74.99**

**SP44235** 40x40x8cm (€62.49) **£74.99**

**SP44236** 40x40x10cm (€62.49) **£74.99**

**SP44237** 43x43x8cm (€62.49) **£74.99**

**SP44238** 46x46x6cm (€62.49) **£74.99**

**SP44239** 46x46x8cm (€62.49) **£74.99**

**SP44240** 46x46x10cm (€62.49) **£74.99**

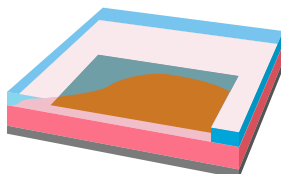
**E. Harley Visco-Gel Cushion**

This cushion incorporates a unique Gel insert that is positioned to the rear of the cushion. The Reflex polyurethane foam base provides the stability and support necessary. A layer of Visco Elastic Memory foam covers the entire upper surface which provides the comfort, relief and protection, plus it works to insulate the gel so that it never feels cold to the user. Supplied with a Harley Premium Dartex multi stretch, waterproof, VP cover with an anti slip base.

**SP46731** 43x43x8cm (€183.33) **£220.00**

**SP46734** 46x46x8cm (€183.33) **£220.00**


**B** Added comfort for wheelchair users



Gel insert at the rear, offering comfort and support to the tailbone.

## A. Harley Proform Cushions


Manufactured from high grade nodular foam allowing air to circulate freely. Ideal for a variety of situations, whether to elevate an easy chair or in a wheelchair. Lightweight, easily transportable and highly comfortable. Supplied with luxury suedette cover as standard, other cover options available.



**Cushion Size** 43 x 43 x 8cm (17 x 17 x 3")

**Cushion Weight** 600gms

**SP44365** Standard (£34.99) £41.99



**Cushion Size** 43 x 43 x 8cm (17 x 17 x 3")

**Cushion Weight** 600gms

**SP44367** Combi (£34.99) £41.99



**Cushion Size** 43 x 43 x 8cm (17 x 17 x 3")

**Cushion Weight** 600gms

**SP44366** Coccyx (£34.99) £41.99

## B. Booster Cushion

Manufactured from high grade, durable, polyurethane foam. Luxury alternative to other forms of chair raisers. Place under the chairs existing cushion to raise the height by 4" (10cm) or 5" (12½cm).

Supplied as standard with faux suede, zipped outer cover.

**Cushion Weight** 700gms

**Six Sizes to chose from**

46 x 46 x 10cm (18 x 18 x 3.9")

48 x 48 x 10cm (18.9 x 18.9 x 3.9")

51 x 51 x 10cm (20 x 20 x 3.9")

46 x 46 x 13cm (18 x 18 x 5.1")

48 x 48 x 13cm (18.9 x 18.9 x 5.1")

51 x 51 x 13cm (20 x 20 x 5.1")

**SP44873** Brown Booster Cushion £55.99



## C. Auto Mobility Solution Combination Pack

Auto Mobility Solution is a combination pack that contains 1 x Handybar (PR40013) and 1 x Soft Transfer Seat (PR41021).

These two products are an ideal combination for assisting in getting in and out of a car seat. Max user weight for the handybar is 25 stone and for the Soft Transfer Seat is 18 stone.



### Swivel Cushion

A soft, padded, flexible turning disc ideal for use on car seats, chairs and beds. The soft cushioned seat allows a smooth swivel transfer without painful twisting and the anti-slip underside material adds safety.

### Handybar

This clever device allows the user to get in and out of their vehicle easily and comfortably. The Handy Bar, with its soft grip, non-slip handle for extra comfort and super strong forged steel shaft, creates a safe, solid support handle where it is needed. The Handy Bar also incorporates a Seat Belt Cutter and Glass Breaker.

**PR40014** Auto Mobility Solution Combination Pack (£51.24) £61.49

**PR41021** Soft Transfer Seat - only (£34.16) £40.99

**PR40013** Handybar - only (£26.24) £31.49



Up to  
**18**  
stone

**Cushion Size** 44cm diameter x 10cm (17¼ x 4")  
**Cushion Weight** 900gms



### A. Harley Designer Ring Cushion

Moulded visco elastic memory foam has revolutionised this concept offering increased comfort and pressure relief. The Designer Ring allows the user to sit for longer periods as visco elastic foam conforms to the body and literally 'moulds as you move'. Reduces interface pressure on the body - Superbly comfortable and pressure relieving - Fitted inner cover - Outer cover available.

<b>SP44233</b> Designer Ring Cushion	<b>£50.99</b>
<b>SP44266</b> Ring Cushion Cover (Black Towelling)	<b>£15.49</b>
<b>SP44266/TAR</b> Ring Cushion Cover (Tartan)	<b>£15.49</b>



### B. Pressure Relief Ring Cushion

This donut-shaped Pressure Relief Ring Cushion in memory foam reduces the pressure when sitting. It also helps to distribute weight evenly and makes it easier for the user to maintain the correct seated position.

A washable cotton cover is provided as standard.

**Cushion Size** 40cm diameter x 7cm depth (15.7 x 2.8")  
**Indentation Diameter** 8cm (3.2")

<b>VM934A</b> Pressure relief ring cushion	<b>£25.00</b>
--	---------------

### C. Harley 11° Wedge and Coccyx Wedge Cushion

Tilts the pelvis to the optimum 11 degrees keeping the spine in its natural position.



<b>SP24015</b> 11° Wedge Cushion (36cm x 36cm x 10cm)	<b>£33.99</b>
<b>SP24050</b> 11° Coccyx Wedge Cushion (36cm x 36cm x 10cm)	<b>£33.99</b>

### D. Long Reach Grabbers

Reduces the need to stretch or bend.

**Combi-Reacher** (26"/66cm - 32"/81cm)



<b>L36195 Combi-Reacher</b>	from <b>£7.72 (£9.26)</b>
-----------------------------	---------------------------

### E. Slim Wedge Cushion

Ideal in the car where headroom is at a premium.



<b>SP24010</b> Slimline Wedge Cushion (36cm x 36cm x 5cm)	<b>£33.99</b>
<b>SP24052</b> Slimline Coccyx Wedge Cushion	<b>£33.99</b>

## Space LX

The Space LX has a unique profile ensuring a steady but light frame. One of the easiest to turn aluminium rollators in the 150 kg users category. The Space LX folds easily and stays that way with a simple locking system that doubles up as an ergonomically shaped carrying handle.



- Inclusive crutch holder
- Step pedal and safety reflectors all round
- Removable textile shopping bag
- Height adjustable handles
- Available in 6 colours
- Indoor and outdoor use
- Accessories available

**LRBOL604K** - Champagne (€289.00) **€346.80**

**LRSGL604K** - Black (€289.00) **€346.80**

<b>Height (Handle)</b>	80-103cm (31"-40")
<b>Length</b>	66cm (26")
<b>Width</b>	61cm (24")
<b>Seat (Height)</b>	62cm (24.4")
<b>Rollator Weight</b>	5.8kg (12.8lbs)
<b>Max. user Weight</b>	23 stone (150kg)

## Gepard Carbon Fibre

The Mobilex Gepard has a frame made of carbon fibre and aluminium and painted in a vibrant Banana yellow, making it one of the lightest rollators on the market today starting from just 5.8kgs. Although very light, it offers a high degree of stability coupled with extreme ease of movement.



**Ultra  
Lightweight**

- Incredibly light and easy to handle
- Adjustable height push handles
- Large capacity detachable bag
- 8" smooth-running wheels
- Equipped with 2 lockable brakes
- Stylish and contemporary design
- Available in a range of colours

**L18** (€495.00) **€594.00**

<b>Height (Handle)</b>	74-102cm (29"-40")
<b>Length</b>	66cm (25.9")
<b>Width</b>	60cm (32.6")
<b>Seat (Height)</b>	62cm (24.4")
<b>Rollator Weight</b>	5.8kg (12.7lbs)
<b>Max. user Weight</b>	23 stone (150kg)



## Topro Olymos

The Troja Olymos Rollator is designed for use on rough terrain for those who love to lead an active life. On the other hand, it is also suitable for indoor use. With oversized wheels this rollator is perfect for uneven surfaces such as cobblestones or gravel pathways. Made using heavy-duty materials which can withstand all weather conditions.



- Available in 3 colours
- Medium and small options
- Spacious shopping bag
- User friendly height adjustment
- Easy wheel change
- Accessories available, such as crutch holder, back support, bottle holder, etc.

<b>814310</b>	(£349.00) <b>£418.80</b>
<b>Max Height</b>	98cm (38.6")
<b>Length</b>	77cm (30.3")
<b>Width</b>	68cm (26.8")
<b>Seat (Height)</b>	61cm (24")
<b>Rollator Weight</b>	8.9kg (19.6lbs)
<b>Max. user Weight</b>	23 stone (150kg)

Medium Specification shown above

## Topro Troja Classic

The Troja Classic Rollator is fitted with easy to operate and efficient loop handled cable brakes which are adjustable. The rollator also has height adjustable handles with a built in memory function that always remembers the users set handle height.



- 3 sizes available, M, S, XS
- Kerb lifter to negotiate kerbs & thresholds
- Unique memory function sets the handle back to the right height
- Adjustable brakes
- Detachable shopping bag
- Wide range of accessories available

<b>TROJA</b>	(£295.00) <b>£354.00</b>
<b>Height (Handle)</b>	81.5-100cm (32"-39")
<b>Length</b>	65cm (25.6")
<b>Width</b>	60cm (23.6")
<b>Seat (Height)</b>	62cm (24.4")
<b>Rollator Weight</b>	6.8kg (15lbs)
<b>Max. user Weight</b>	25 stone (158kg)

Medium Specification shown above

## 3 Wheel Walker

This 3 wheeled Lightweight Rollator is specially designed with large 7" solid wheels and is suitable for both indoor and outdoor use and comes with arthritic friendly loop brakes with height adjustable handles. Folds in one easy motion to a compact size, ideal for travelling and storage.



- Lightweight aluminium frame
- Adjustable height handles
- Comfortable ergonomic hand grips
- Lockable loop brakes
- 20cm solid wheels
- Swivel front castors for manoeuvrability
- Folds for storage and transportation
- Supplied with black vinyl bag

**VP174RS** (£89.00) **£106.80**

<b>Height (Handle)</b>	83-99cm (32.6"-40")
<b>Length</b>	58cm (22.8")
<b>Width</b>	68cm (26.7")
<b>Seat (Height)</b>	N/A
<b>Rollator Weight</b>	5kg (8.8lbs)
<b>Max. user Weight</b>	19 stone (120kg)

## 4 Wheel Walker

This rollator is not only lightweight but includes a padded seat and a bag for your shopping. It's highly manoeuvrable thanks to the swivel front casters and has ergonomic hand grips which can be locked down for braking.



- Lightweight walking aid durable enough for daily use
- Comfortable, padded seat and back with underseat storage
- Robust, puncture-proof tyres
- Easy folding mechanism
- Height adjustable handles with brakes ideal for users with limited grip power
- Available in Red, Blue or Silver

**VP176A** (£119.00) **£142.80**

<b>Height (Handle)</b>	81-98cm (32"-38.5")
<b>Length</b>	67cm (326.3")
<b>Width</b>	63cm (24.8")
<b>Seat (Height)</b>	59cm (23.2")
<b>Rollator Weight</b>	6.9kg (15.2lbs)
<b>Max. user Weight</b>	18 stone (114kg)

## Stabicane Tip

The Stabicane stability ferrule can be fixed to walking sticks, canes & crutches from 16-21mm giving extra grip & very efficient on wet surfaces.



**STABTI** (£17.95) **£21.54**

## Ferrules

These hard wearing ferrules have metal inserts for durability and are easily attached to walking sticks, crutches and walking frames.

Sizes available from 19mm - 25mm.



**RT-FER19MM-2** (£2.50) **£3.00**

## Stick Holder

A simple way to hang your stick on a table top or other similar surfaces. Fits most walking sticks from 1.6cm - 2.5cm (0.6" - 0.98"). The rubber pad adds grip to stop the stick sliding off the table.



**RT-WSA002** (£2.99) **£3.59**

## Wheelchair/Rollator Stick Holder

This stick holder attaches easily to most rollators and wheelchairs.

Requires tools for fitting, all fixtures are included. Fits 25mm tubing.



**RT-WSA003-25mm** (£9.95) **£11.94**

## HurryCane

The freestanding design of the HurryCane® means that the cane can aid users when moving from a sitting to a standing position. Its unique pivoting base also simulates a walking motion, providing stability at any angle and enabling the cane to tackle any terrain.



Up to 25 stone

- 8 convenient height adjustments
- Three-point base provides improved balance
- Convenient freestanding design
- 360 degree pivoting head
- Anodised aluminium shaft
- Easily folds down for storage
- Available in four colours
- Wrist strap and travel bag included

**HCANE-RD-C2-UK** RED (£29.95) **£35.94**

**HCANE-PUR-C2-UK** PURPLE (£29.95) **£35.94**

**HCANE-BL-C2-UK** BLUE (£29.95) **£35.94**

**HCANE-BK-C2-UK** BLACK (£29.95) **£35.94**

<b>Max. handle height</b>	95cm (37.5")
<b>Min. handle height</b>	77.5cm (30.5")
<b>Max. user Weight</b>	25 stone (159kg)

## A. Folding Adjustable Walking Sticks

These folding adjustable walking sticks with a "T" shaped handle are lightweight and easy to use. They fold away neatly for easy storage when not in use. All canes have a maximum user weight of 114 kg (18 stone). Ferrule size for these canes is 19mm.

**PR30120-BK/S** 29-33" (£19.99) £23.99

**PR30121-BK** 33-37" (£19.99) £23.99

## B. Arthritis Grip Cane Adjustable

Arthritis Grip Cane for users that need full palm support. Especially suitable for Rheumatoid Arthritis sufferers Adjustable in height 762-991mm (30-39"). Ferrule size for these canes is 19mm.

**PR30107-BK** 30-39" RH (£19.99) £23.99

**PR30108-BK** 30-39" LH (£19.99) £23.99

**PR30107/FBK** 33-37" RH (£19.99) £23.99

**PR30108FBK** 33-37" LH (£19.99) £23.99

## C. Folding Adjustable Fashion Cane

These canes are lightweight and easy to use. They fold away neatly for easy storage when not in use. All canes have a maximum user weight of 114 kg (18 stone). Ferrule size for these canes is 19mm.

**PR30135** 30-35" Etc Blk (£19.99) £23.99

**PR30136** 30-35" Etc Gold (£19.99) £23.99

**PR30137** 30-35" Bubble (£19.99) £23.99

**PR30138** 30-35" Squares (£19.99) £23.99

**PR30139** 30-35" Swirl (£19.99) £23.99

**PR30140** 30-35" Circles (£19.99) £23.99

## D. Cane Strap

Cane strap for wood or plastic handled canes which attaches easily to any walking stick, with an elasticated loop for a secure fit, offering you the ability to use both yours hands without having to put the stick down.

**PR30150** (£2.00) £2.40



See our huge range in-store



**A. Forearm Crutch**

These crutches have a soft grip to support the palm and spread the pressure for extra comfort. Leg and forearm sections adjust independently for a custom fit. Height to handle: 660-890mm (26-35") Sold in pairs. Finished in Bronze or Blue metallic.

**PR30081-BZ** Bronze (£61.99) £74.39

**PR30082-BL** Blue (£61.99) £74.39

**B. Aluminium Quad Stick**

Made from lightweight aluminium, this stick has four rubber based feet measuring 24-30cm providing a wider base offering more stability.

**2515** Adj height 28-38" (£39.50) £47.40

**C. Quadruped Cane**

Made from anodised aluminium, this stick has a small quadruped base with non-slip non marking rubber tips.

**2420** Adj height 25-35" (£39.50) £47.40



**D. Walking Frame with Wheels**

Rigid with a lightweight aluminium frame offering a larger support base for improved balance and stability.

**10283w** Height 27" - 29" (£42.00) £50.40

**10284w** Height 31" - 33" (£42.00) £50.40

**10285w** Height 35" - 37" (£42.00) £50.40

**E. Buckingham Caddy**

The Buckingham Caddy has been developed by Healthcare Professionals to enable users of wheeled walking frames to safely transport a variety of items.

**aa8389** Load: 2kg/4½ lbs (£35.99) £43.19



**F. Height Adjustable Strolley Trolley**

The ideal trolley to transfer meals and other items around the home. The Strolley Trolley is height adjustable and the unique patented trays clip on and off easily for cleaning.

**VG798** (£87.50) £105.00

**G. Lets Go Indoor Rollator**

The new stylish indoor rollator comes complete with a firmer fitting tray, larger bag, and comes in three stunning finishes.

**PR30285** (£299.95) £359.94

### A Height adjustable Shower Stool

The Strood is a high quality shower stool designed for heavy duty use; adjustable in height and featuring sturdy, integral side handles to aid transfer.

**VB635** (£47.50) £57.00



### B. Prima Shower Stool

The Prima 3-in-1 Modular Shower Chair can be made up to meet the user's particular needs. A complete chair can be made into a simple shower stool, or a stool with just arms.

Made from aluminium, it is rust resistant and lightweight. The legs are height adjustable, with rubber ferrules at the end of each leg to provide grip and help prevent slipping.

**66173** (£95.00) £114.00



### C. Adjustable Platform Bath Step

The Langham Bath Step is a unique and versatile modular adjustable platform bath step. It features individual sections that slot together building up a secure and stable platform.

**LP/K40** (£37.50) £45.00

### D. Multi-Purpose Adjustable Stool

This versatile, multi-purpose stool is constructed from a robust aluminium frame. It is lightweight, waterproof, rust-resistant and height adjustable with non-slip ferrules for safety and comfort.

**VB511AW** (£25.00) £30.00

### E. Plastic Bath Step

A versatile and lightweight item, the Plastic Bath Step features an extra-large platform with a textured, non-slip top surface and rubberised feet for increased safety.

**VR278D** (£22.99) £27.59



**A. Slatted Bath Board**

Made from reinforced PVC, this high strength Slatted Bath Board enables safe and easy transfer in and out of your bath. It provides much needed support and is held in position by adjustable brackets for safety. Rubber pads prevent the board from slipping and it is available in three sizes.

<b>M78342</b>	23cm (W) x 66cm (L)	(£32.00) £38.40
<b>M78354</b>	23cm (W) x 68.5cm (L)	(£32.00) £38.40
<b>M78366</b>	23cm (W) x 71cm (L)	(£32.00) £38.40

**B. Slatted Bath Board Handle**

The optional Grab Handle is attached securely to the bath board. It removes the need to have a wall mounted grab rail – ideal if you have limited space in your bathroom.

<b>M78378</b>	3cm (W) x 19cm (L) x 10cm (H)	(£8.50) £10.20
---------------	-------------------------------	----------------

**E. Swivel Seat Shower Stool +Tray**

This seat rotates 360° and locks every 90°. The rotating top of the seat can be removed for easy cleaning.

Ideal for individuals who have balance or mobility issues. The Seat height can be adjusted from 16" to 22", to help you find a comfortable height.

<b>RTL12061EV</b>	(£45.00) £54.00
-------------------	-----------------

**C. Medina Plastic Bath Seat**

The Medina Bath Seat provides extra height enabling easy access in and out of the bath. It is constructed from high quality, fully reinforced slatted plastic and meets MHRA safety guidelines. This seat is secured to the bath with 4 large suction caps which can be removed by pulling on the integral tabs and is available in 3 sizes with a standard length of 45cm and width of 29cm.

<b>VR127</b>	15.2cm Height	(£33.00) £39.60
<b>VR128</b>	20.3cm Height	(£35.00) £42.00
<b>VR129</b>	30.6cm Height	(£39.00) £46.80

**D. Padded Wall Mounted Seat**

This strong and sturdy padded seat has an epoxy coated aluminium frame providing durability to the framework and comes with a clip on cellular moulded padded seat. The legs can be adjusted to your desired height and the stool is fixed to the wall for reassuring support. Overall seat width 47cm x 37cm depth. Also available in blue.

<b>4238P</b>	52 - 60cm High	(£110.00) £132.00
--------------	----------------	-------------------

**F. Padded Wall Mounted Seat with Arms and Back**

Has the same features of the padded wall mounted seat but with the added comfort of a back rest and padded arm rests which flip upwards.

<b>4239</b>	(£165.00) £198.00
-------------	-------------------

### A. Easigrip Steel Grab Bar

The Solo Easigrip Grab Bar is a great value, flat ended grab bar, 25mm in diameter.

The Easigrip is simple to install with two fixing points on each flange. Rounded ends mean no sharp corners, offering improved user safety compared to traditional grab bars. The Solo Easigrip Grab Bar is available in a wide range of lengths.

**VY393** White - 30cm (£6.83) £8.40

**VY394** White - 45cm (£7.08) £8.49

**VY395** White - 61cm (£7.49) £8.99

**VY394B** Brown - 45cm (£7.08) £8.49

**VY395B** Brown - 61cm (£7.49) £8.99

A



190kg  
25st

B



190kg  
25st

190kg  
25st

### B. Deluxe White Fluted Grab Rail

The Deluxe Grab Bar is constructed from UPVC and the 35mm diameter tubing is ribbed for an improved grip. Fixings are concealed so no unsightly screws will be seen.

The Deluxe Grab Rail can be installed at any angle, comes in four sizes, and is perfect for added support around the home and bathroom.

**4257A** Deluxe Rail - 30cm (£12.00) £14.40

**4257B** Deluxe Rail - 45cm (£13.00) £15.60

**4257C** Deluxe Rail - 61cm (£13.50) £16.20

**4257D** Deluxe Rail - 91cm (£14.50) £17.40

### C. Polished Stainless Steel Grab Rail

Durable and rust resistant, these stylish contemporary polished stainless steel grab rails provide support around the home.

Available in three sizes, these support rails should be fitted and earthed by a qualified tradesman.

**M56759** Polished - 30cm (£29.50) £35.40

**M56760** Polished - 45cm (£35.00) £42.00

**M56772** Polished - 61cm (£39.50) £47.40

D



Ideal for travelling

### D. Quick Suction Grab Rail

This Quick Suction Grab Rail can be locked in place or removed in seconds, providing a non-permanent support solution.

NB. These products are designed to assist your natural motion and is not designed to hold or support your full body weight.

**VY460** 29.2cm (11.5") £14.00

E



127kg  
20st

Support leg sold separately

### E. Solo Contract Hinged Arm Support

This support features a simple fold up/fold down mechanism for ease of use. The added feature of the optional support leg on the VY423 provides extra stability, especially when more downward pressure is applied when in use. The leg assembly on the VY423 is height adjustable enabling the bathroom support arm to be set at various heights to suit most needs.

**VY424** Solo Arm Support (£39.95) £47.94

**VY423** Support with Leg (£47.50) £57.00





Apply your favourite lotion to applicator reservoir



**A. Lotion Applicator**

Apply cream and massage your skin at the same time with this long handled applicator. The rotating balls ensure even distribution and a pleasant massage. Length 45cm (18”).

**PR45072** £18.00

**B. Bath Mats**

These Rubbergrip Bath Mats have a ribbed surface and suction cups for added slip resistance and can be used inside a bath or shower floor .

**PR45047** Long - 34 x 74cm £23.00

**PR45057** Ex Long - 37 x 90cm £23.00

**PR45051** Square - 53 x 53cm £23.00



**C. Cast Protectors**

These comfortable waterproof protectors simply slip over the cast or dressing on either the lower leg or arm to protect them when taking a bath or shower. The cast protectors are reusable and are intended for single patient use only. Not suitable for use with open or undressed wounds.

**PR45080** Long Leg - 101cm £20.39

**PR45081** Short Leg - 59cm £20.39

**PR45083** Long Arm - 99cm £20.39

**PR45084** Short Arm - 56cm £20.39

**PR45086** Foot - 25cm £20.39

**PR45087** Long Hand - 30cm £20.39

**E. Long-handled Bath Sponge**

Featuring an extra-long handle and comfortable handgrip. This sponge is ideal for users with limited arm or shoulder movement.

**VM971A** £8.40

**F. Long reach Foot Brush**

Designed for people with limited mobility who have difficulty reaching down to their feet during bathing, its use avoids having to bend over. The replaceable tip is good for washing or drying between the toes and is supplied with two replacement tips. Overall length 68cm (26.8inches). Handle length 60cm (23.6inches)

**VM971E** £12.00

**D Foot Cleaner with Pumice**  
The Foot Cleaner with Pumice enables users to easily clean their feet without bending. The suction caps on its underside help to keep it safely secured to the bath during use

**VM972** £8.65



**G Inflatable Bath Cushion**  
This specially-designed Inflatable Bath Cushion brings a bit of luxury and comfort to bath time. It has strong sucker cups to stick to the bath and provides excellent support to the neck and shoulders.

Easy to inflate and deflate so it can be quickly folded flat.

**VR970B** £8.79



## A. Prima Raised Toilet Seat

The Prima Raised Toilet Seat is injection moulded and is easy to clean, due to its concealed seam.

The seat is extremely stable by fixing securely in three places, with two side brackets and a drop nose at the front. Each side bracket has over-moulded rubber grips to ensure a tight fit on to the toilet.

(L)40cm x (W)38cm x (H)5/10cm  
(L)15.7" x (W)15" x (H)2" / 4"

**60912** 5cm (2") Height (£36.00) £43.20

**60914** 10cm (4") Height (£36.00) £43.00

### Prima Raised Toilet (with Lid)

Also fits onto square toilet pans

**60903** 5cm (2") Height (£45.00) £54.00

**60905** 10cm (4") Height (£45.00) £54.00



## B. Raised Toilet Seat & Frame

The President Toilet Frame is height adjustable and can be installed either as a freestanding unit or floor fixed. The top is rotational moulded plastic, which eliminates any joints, drastically reducing any opportunity for bacteria to build up. It is suitable for industrial and domestic cleaning.

Optionally available with adjustable width.

**VR219** (£65.00) £78.00



Height: 64-81cm (25-31.8inches)  
Width: 54.5cm (21 inches)

## C. Toilet Frame with Adjustable Height and Width

The Broadstairs Toilet Frame is both width and height adjustable, offering flexibility to users.

The frame can be extended to suit most needs and, if required, a floor fixing kit is available for a more permanent installation.

The frame is coated with a tough white polymer finish resistant to staining. Moulded support arms wrap around the frame for maximum strength and grip.

**VR202** (£67.00) £80.40



Height: 66-80cm (26-31 inches)  
Width: 60-73cm (23-28 inches)

## D. Economy Raised Toilet Seat

Manufactured from high quality ABS recyclable plastic and is available with either a 50mm (2 inch) or 100mm (4 inch) raise, with or without an integral lid, and is designed to fit the majority of UK toilet bowl shapes.

**VR222** 5cm (2") Height (£27.00) £32.40

**VR223** 10cm (4") Height (£27.00) £32.40





**A. Unisex Portable Urinal Male/Female**

The Aidapt Unisex Male/Female Portable Urinal is a convenient, portable urinal with an easy carry handle. 1000ml capacity

**VR268AA** £6.50



**B. Male Urinal**

The Male Urinal has an integrated carry handle and anti spill lid; a useful feature not always included in portable male urinals.

**VR270D** £8.95



**C. Female Portable Urinal**

The Female Portable Urinal is a convenient, portable urinal ideal for users confined to bed.

**VR268** 1000ml Capacity £6.00



**D. Slipper Bed Pan with Lid**

The robust and lightweight Slipper Bedpan with lid is made from sturdy plastic. It is light to handle and offers easy cleaning.

**VR275S** £14.95



**E. Plastic Bedpan with Lid**

This robust, plastic Bedpan features a fitted lid and integrated handle for easily transporting and cleaning the bedpan. 2.5 litre capacity. Maximum User weight limit 180kg.

**VR275** £15.95



**F. Hygienic Bottom Wiper**

This discreet and effective bottom wiper helps to maintain personal hygiene. With a soft grip handle and simple push button mechanism to easily hold tissue paper or moist wipes and release them after use

**VM971D** (£19.95) £23.94



**G. Foam Padded RT Seat**

Available in three sizes, 5cm (2 inch), 10cm (4 inch), 15cm (6 inch) and is designed to fit the majority of UK toilet bowl shapes with hook and loop fastening. It has a soft, removable PU cover that can be washed easily with soapy water or a mild detergent .

**VR222P** 5cm (2") High (£25.00) £30.00

**VR223P** 10cm (4") High (£25.00) £30.00

**VR209P** 15cm (6") High (£30.00) £36.00

**H. Portable Bidet**

This personal toileting aid is ideal for homes with smaller bathrooms, so you can maintain personal hygiene more easily. Designed to fit on standard toilets and commodes, the Portable Bidet features sturdy outer lips to rest on the toilet bowl, a built-in soap tray, and a convenient pouring edge for easy emptying.

**VR275P** (£15.00) £18.00



**A. Basketweave Commode**

A traditional Lloyd Loom wooden framed chair, hand crafted from beech wood, with an attractive white and gold weave.

The chair features a hidden self-locking Ashby commode pan, concealed completely from view by the comfortable seat cushion.

The high sides of the chair give support for the hand and forearm when rising from the chair.

**5504/OA** (£280.00) **£336.00**

**B. Aidapt Linton Wheeled Commode Chair**

Designed to fit over most standard WC units, this commode has a removable vinyl moulded padded cushion for extra comfort, pram handle for carer and detachable arms for easy side transfer, and four braked castors and buffers to overseas to reduce movement. Swing away detachable footrests are also available for this mobile commode.

**Seat Dimensions:**

Width: 45cm (17.7inches)

Depth: 45cm (17.7inches)

Height: 48cm (18.8inches)

**1525771** (£175.00) **£210.00**

**C. Height Adjustable Stacking Commode Chair**

The stackable Norfolk Commode Chair is ideal as a bathroom commode or bed room commode chair. It is height adjustable and has the added benefit of an adjustable sliding pan rack, enabling the chair to accommodate 5, 10 and 20 litre commode pails. The seat and back are vinyl welded for hygiene and safety.

**VR235** (£76.00) **£91.20**

**D. NRS Commode**

This compact commode folds easily for storage and transportation. The armrests fold backwards, making it easier to get on and off the commode. The back rest and seat are upholstered and is flame retardant.

**VR252F** (£75.00) **£90.00**



**A. Royale Commode**

The Royale range of high-quality natural ash chairs is designed to blend in to any home setting.

The comfortable seat is hinged and when pushed back reveals the hidden commode with an Ellis lock & lift system. The hinge makes it easy to slide the seat cushion out ready for use. Sturdy armrests provide extra support to the user when standing up.

This solid wood chair is crafted from sustainably sourced timber using traditional mortise and tenon joints with strong metal-to-metal fixings. It is discreet, people will not know it is a commode chair.

Upholstered in fire-resistant easy to clean fabric, the seat cassette and commode pan are easy to remove.

Dimensions (LxWxH):

Metric: 480 x 585 x 870 mm

Imperial: 19 x 23 x 34 inches

<b>5505A</b>	Pink	(£449.00)	£538.80
<b>55059BL</b>	Blue	(£449.00)	£538.80
<b>55059GR</b>	Green	(£449.00)	£538.80
<b>55059BR</b>	Brown	(£449.00)	£538.80

**C. Commode Liners - Pack of 20**

These Disposable Commode/Bed Pan Liners are designed for any person who needs a commode or bedpan whether in a healthcare institution or at home. The liners offer protection for orthopaedic bedpans and commodes. Increases hygiene, saves time, provides a simple and risk free disposal system and limits the spread of pathogens.

These super absorbent pad locks in fluid by absorbing >500ml in 30 seconds. Odour control through fragranced liner + absorbent pad. Large size liner 23cm x 13cm with tie handle. Disposable 100% Biodegradable LDPE liner + cellulose pulp pad NO LATEX OR PHTHALATES.

Shelf Life 2 years.

**PR52214/20** (£17.50) £21.00

**B U shaped Commode Cushion**

Designed to offer pressure relief when you're sitting for a long period of time. Fitting most commode seats, the cushion is secured with hook and loop ties and is fibre filled with a breathable, latex-free wipe clean cover.

**M79668** 450Wx450Dx50H (£37.50) £45.00

**C Commode Liners**

- Fast and efficient solution to contain and safely dispose of bodily fluids, avoiding the inconvenience of spilling and need for cleaning
- Super absorbent pad solidifies liquid within seconds
- Limits the potential spread of pathogens
- Large 500ml + absorption capacity
- Easy tie closure for disposal in suitable waste container



Multi-buy discounts available  
on most Tena products

## TENA Slip

The TENA Slip range is a series of all-in-one products with a focus on maximum security. Absorbency ranges from 1000ml for moderate incontinence up to 4500ml for severe and faecal incontinence. Tab-style fitting for easy fitting for a user with lower mobility or for a carer.



Code	Description	Size	Abs.	Waist	Per Pack	Ex. VAT	Inc. VAT
<b>710430</b>	Slip Plus	(XS)	1400ml	16-24"	30	(£13.50)	<b>£16.20</b>
<b>710530</b>	Slip Plus	(S)	1730ml	20-32"	30	(£14.95)	<b>£17.94</b>
<b>710630</b>	Slip Plus	(M)	2165ml	30-43"	30	(£17.65)	<b>£21.18</b>
<b>710730</b>	Slip Plus	(L)	2360ml	39-59"	30	(£20.40)	<b>£24.48</b>
<b>711130</b>	Slip Super	(S)	1800ml	20-32"	30	(£15.95)	<b>£19.14</b>
<b>711228</b>	Slip Super	(M)	2570ml	28-44"	28	(£18.50)	<b>£22.20</b>
<b>711428</b>	Slip Super	(L)	2805ml	40-60"	28	(£21.55)	<b>£25.86</b>
<b>710824</b>	Slip Maxi	(S)	2180ml	20-32"	24	(£15.95)	<b>£19.14</b>
<b>710924</b>	Slip Maxi	(M)	3260ml	30-43"	24	(£17.80)	<b>£21.36</b>
<b>711022</b>	Slip Maxi	(L)	3950ml	40-60"	22	(£19.50)	<b>£23.40</b>

## TENA Pants

TENA Pants are soft and stretch to fit the body. With odour control protection and fully breathable outer material that allows air to circulate. Preventing unnecessary dampness, for healthy skin and extra comfort.



Code	Description	Size	Abs.	Waist	Per Pack	Ex. VAT	Inc. VAT
<b>791568</b>	Pants N/mal	(M)	900ml	32-42"	18	(£15.50)	<b>£18.60</b>
<b>791668</b>	Pants N/mal	(L)	900ml	40-50"	18	(£16.95)	<b>£20.34</b>
<b>792464</b>	Pants Plus	(S)	1440ml	26-34"	14	(£13.10)	<b>£15.72</b>
<b>782531</b>	Pants Plus	(M)	1440ml	32-42"	14	(£13.50)	<b>£16.20</b>
<b>782618</b>	Pants Plus	(L)	1440ml	40-50"	14	(£15.25)	<b>£18.30</b>
<b>792762</b>	Pants Plus	(XL)	1440ml	46-62"	14	(£17.75)	<b>£21.30</b>
<b>793462</b>	Pants Super	(S)	2010ml	26-34"	12	(£13.95)	<b>£16.74</b>
<b>793562</b>	Pants Super	(M)	2010ml	32-42"	12	(£13.40)	<b>£16.08</b>
<b>793662</b>	Pants Super	(L)	2010ml	40-53"	12	(£14.55)	<b>£17.46</b>
<b>793762</b>	Pants Super	(XL)	2010ml	46-62"	12	(£18.75)	<b>£22.50</b>
<b>794560</b>	Pants Maxi	(M)	2650ml	32-42"	10	(£15.50)	<b>£18.60</b>
<b>794660</b>	Pant Maxi	(L)	2650ml	40-53"	10	(£15.75)	<b>£18.90</b>

## TENA Comfort

Tena Comfort is a two-piece system that is available in five absorbency levels to meet individual care requirements for moderate to heavy incontinence.



Code	Description	Abs.	Length	Per Pack	Ex. VAT	Inc. VAT
<b>752742</b>	Comfort Normal	1100ml	18"	42	(£11.00)	<b>£13.20</b>
<b>752846</b>	Comfort Plus	1600ml	11.1"	46	(£16.75)	<b>£20.10</b>
<b>753040</b>	Comfort Extra	1900ml	22"	40	(£16.50)	<b>£19.80</b>
<b>759003</b>	Comfort Super	2200ml	23"	30	(£17.75)	<b>£21.30</b>
<b>759004</b>	Comfort Maxi	2900ml	23"	28	(£17.50)	<b>£21.00</b>



**Tena Wash Cream**

The TENA Wash Cream is a soft and creamy 3-in-1 formula that cleanses, restores and protects sensitive and vulnerable skin.

**4242** 500ml (£6.35) **£7.62**



**Tena Comfort Mini Super**

A pad designed for light to moderate incontinence. Features a dry lock core and odour control technology.

**761717** (£8.15) **£9.78**



**Tena Wet Wipes**

A medium sized moist wipe for cleansing, moisturising and protecting the skin

**6479/P** (£6.90) **£8.28**



**Single Mattress Protector**

Single: 91x190x22.8cm  
35x74.8x8.9"  
Double: 137x190x22.8cm  
54x74.8x8.9"

**V8** Single (£9.58) **£11.50**

**V9** Double (£12.50) **£15.00**



**Economy Washable Chair Pad**

These Economy Washable Chair Pads are incredibly reliable and incorporate a waterproof back and a highly absorbent inner with a capacity of up to 1 litre. Ideal for use in the home, the car or on a wheelchair and will keep furniture and seating protected from accidents in a discrete and dignified way.

**MP2122/BL1/uk** 58 x 40cm **BLUE** (£11.00) **£13.20**

**MP2122/BR1/uk** 58 x 40cm **BROWN** (£11.00) **£13.20**

**MP2122/GR1/uk** 58 x 40cm **GREEN** (£11.00) **£13.20**

**MP2122/M1/uk** 58 x 40cm **MAROON** (£11.00) **£13.20**



**Tena Men Level 3**

Anatomic shape with adhesive strips for secure protection against mild incontinence. Lock Away Core™ and Odour Control™ system for dryness and comfort.

**16 items per pack.**

**750830** (£9.00) **£10.80**



**Tena Soft Wipes**

A large, highly absorbent wipe. Soft on skin, strong and durable, for personal skin care and whole body cleansing.

**135 items per pack.**

**740710** (£11.95) **£14.34**



**Disposable Bed Pads**

Designed to hold large volumes of liquid preventing unwanted leaks.

**LFBDB8111-03** 40x60cm  
35 Items per pack (£9.16) **£11.00**

**LFBDB8211-02** 60x60cm  
35 Items per pack (£12.25) **£14.70**

**LFBDB8411** 60x90cm  
35 Items per pack (£13.35) **£16.02**

**LFBDB8421** 60x90cm Maxi  
25 Items per pack (£14.50) **£17.40**



**Tena Fix**

Seamless comfort with the feel of normal underwear, this product is kind to skin. Machine-washable.

**5 items per pack.**

**754023/P S** (£6.31) **£7.57**

**754024/P M** (£6.99) **£8.39**

**754025/P L** (£7.99) **£9.59**

**754026/P XL** (£8.77) **£10.52**

**754027/P XXL** (£10.99) **£13.19**



**MIP Sonoma Bedpads -**

Washable Bed Protectors with compact soaker layers provide fast and efficient absorbency.

They are resistant to stains and bleach and eliminate the need for draw sheets and disposables.

**1101/A/BF/BG** With Tucks - 85 x 90cm (£26.00) **£31.20**

**1101/A/B/BG** Without Tucks - 85 x 90cm (£24.00) **£28.80**

**1108/AA/BF/SP** With Tucks - 85 x 115cm (£30.00) **£36.00**

**A. Orca Bath Lift**

The Aquatec OrcaNG bath lifter has been designed to provide confidence whilst getting in and out of the bath. The sturdy seating platform allows you to simply sit down and lower your self to enjoy a pleasant and relaxing bath. Once bathing is complete, the OrcaNG comfortably lifts you to the edge of the bath for a safe transfer to your feet. The OrcaNG has an impressive weight limit of 140kg (22 st.) as standard, while the OrcaNG XL will support individuals up to 170kg (26.5 stone).

**1573866** Orca (£385.00) £462.00

**1573686** Orca XL (£450.00) £540.00

**Orca Bath Lift Covers**

**147056** White (£22.00) £26.40

**1470767** Blue (£22.00) £26.40

Cover colour options blue or white. Please note, the XL model only comes in white

**Orca**

- Quick release, floating hand control with integrated rechargeable battery.
- Self-release suction cups to allow quick removal from bath.
- Backrest recline up to 40° for comfortable bathing.

**Orca XL**

A more powerful bath lifter with maximum weight of 170 kg (26 stone).

The reinforced scissor mechanism combines safe lifting with a compact construction. Minimum seat height of just 60 mm allows plenty of room for a deeper and more comfortable bath.

**Compact hand control with integral battery**

Orca<sup>NG</sup> bath lifts incorporate a revolutionary lightweight battery contained within the ergonomic hand control. Raised profile, coloured buttons and an emergency stop feature allow simple, controlled operation even to those with dexterity issues.



# Molly Bather Bath Lift



This lift will ensure you can keep your existing bath while utilising the full length and depth of it. Carefully crafted from satin aluminium and stainless steel which will give you many years of use.

The belt retracts into the seat which is securely attached to your bathroom floor. The unique non-slip cushion helps to keep you central and stable.

A battery is stored inside the fixed seat. Just lift it up, take the battery out, and charge in a different room. This way, no mains electricity is used in your bathroom.

It comes with 5 bracket mounting options to fit all wall and tile surfaces. Whether your bath is a standard size or not, there are now custom options available.

## With the Molly Bather Bath Lift you benefit from all this and more

- Non-slip cushion to ensure stability when getting in and out of the bath.
- Get in and out of the bath with confidence.
- Lie down so your entire body is covered with water and make full use of the space in your bath.
- You stay in control with the fully waterproof hand control.
- The clever design adapts to the size and shape of your bath so there are no expensive bathroom alterations.
- Being battery operated there are no dangerous power cables like other products on the market.
- 5 bracket mounting options available to fit most wall and tile surfaces.
- Off board charging so there are no electrics near water.
- Satin Aluminium design to provide many years of use.
- Securely attached to the floor.

**MB001** (€1495.00) £1794.00

Height (Seat)	Weight (Battery)	Weight (Max User)	Weight (Without Battery)	Width (Seat)
500 - 620 mm	1.5 kg	139 kg	12.5 kg	200 mm
20 - 24 1/2"	3.3 lbs	22 Stone	27.5 lbs	8"



Unique thru-floor system



### The Stiltz Homelift makes life easier if stairs become too much.

A compact, discreet and stylish homelift is the perfect alternative to a stairlift. Install it in the corner of your living room, hallway or kitchen. It can also be fitted in a cupboard or within the turn of your stairs\*

Whether you need a homelift now or are future-proofing, move safely between floors in your home with a Stiltz Homelift and stay in the home you love.

- Cost-effective
- Fully guaranteed
- Small footprint
- Uses ordinary domestic socket
- Flexible positioning options
- Advanced safety features
- Battery back up
- Wheelchair model available

*\* Depending on space available*



1 Open door, step in



2 Close door, press up button to start lift



3 Lift moves through floor



4 Lift arrives upstairs

Enhance your life with a Stiltz lift

**Please call**

for further information

Let us help you maintain your independence with one of our stairlifts. We can provide you with a wide range of stairlifts, from the most cost effective to the best available, offering you advice on which option is best suited to your home.

## The Lincoln

*The Brooks Lincoln offers:*

- Soft start and stop system
- Easy to use joystick control
- Remote control system - means no messy wiring
- Low voltage operation - eliminates risk of shock
- Electro mechanical braking with fail-safe overspeed governor
- Runs on maintenance-free rechargeable batteries, works even in a blackout



**Code**  
**LINCOLN**

from  
**£2,095.00**

Up to  
**20**  
stone

Straight only

## 2000 Curved

*The Companion 2000 Curved offers:*

- Track designed to allow your stairlift to be parked safely and unobtrusively
- Powered hinge track available to avoid blocking doorways (ask for further details)
- Manual swivel seat as standard
- Powered seat to footrest folding link available
- Includes 2 handheld remote controls for multi users
- Upholstery available in 6 colours
- User weight from 18 stone (standard option) to 21.5 stone Heavy Duty motor option



**Code**  
**2000C**

from  
**£3,995.00**

Up to  
**18**  
stone

Curved

### A. Long Reach Nail Scissors

Reducing straining and bending, these scissors benefit from a long loop handle that helps you to cut with control.

**VM48647** £11.99



### B. Leg Lifter Aid

This handy personal aid enables the leg to be lifted on or off a wheelchair or bed by pulling the handle loop.

**VM949** (£9.50) £11.40

### C. Dressing Stick

The Dressing Stick is a light weight dressing aid popular with those who have limited mobility, or the use of only one hand.

**VM950** (£5.95) £7.14

### D. Extra Long Shoehorn

This extra long shoehorn has an easy grip handle and hanging loop.

**VM953A** £11.66

### E. Plastic Shoehorn

This sturdy shoehorn is a handy dressing aid featuring a hook for positioning shoes and a hanging loop for storage.

**VM952** £3.99

### G. Sock & Stocking Aid

The Sock and Stocking Dressing Aid makes putting on socks and stockings easy, with a nylon lining to ensure the foot slides easily through the garment.

**VM944** (£11.25) £13.50

### H. Sock Aid

The easy way to pull on socks or stockings, simply place the sock or stocking over the pliable Sock Aid, place the foot in and pull up the sock or stocking with the two cotton straps of the Sock Aid.

**VM945** (£4.75) £5.70

### I. Plastic Handle Button hook zipper

A handy device for securing buttons and fastening zips.

**VM941A** £6.95



### Elastic Shoelaces

Ideal solution for those who struggle to bend when tying shoelaces. Once knotted shoes can be removed or put on easily. Easy to use and discreet in design.

Black only.

**VM959A** (£5.95) £7.14





50cm x 182cm (19.7" x 71")



**A. Tenura Non Slip Fabric**

This fabric is excellent as not only is it non slip, it's washable and completely waterproof, meaning it can be used for food areas, and in areas that have high exposure to moisture. Non slip fabric is a non-slip foam applied to a polyester mesh, giving it excellent stability, yet can be easily cut to any shape to suit any object or surface.

<b>VM993AF</b> Beige	£15.00
<b>VM993AG</b> White	£15.00
<b>VM993AH</b> Black	£15.00

**B. Feeding Beakers and Lids**

Highly durable, these Feeding Beakers & Lids are made from food-safe polypropylene and are dishwasher and microwave safe.

Featuring easy to read graduation marks so you know how much liquid you're drinking, and with spouted lids that enable liquids and semi-solid foods to be swallowed without the risk of spillage. Sold as a pack of two, they're available in two sizes.

<b>F20664</b> 3mm Spout	(£6.00) £7.20
<b>F20676</b> 8mm Spout	(£6.00) £7.20

**C. Scoop Plate**

Designed as a dining aid (or kitchen aid) to help users with limited dexterity, particularly those with one hand, this useful Scoop Bowl has a non-slip suction base and is specially shaped on one side to make it easier to scoop food into a spoon or onto a fork.

<b>VM903</b> White	(£14.03) £16.83
<b>VM903R</b> Red	(£14.03) £16.83

**D. Large Scoop Bowl**

This Scoop Plate is a popular dining aid featuring a non-slip suction base. The Scoop Plate is specially shaped to assist users who have limited dexterity, particularly those with one hand, to use cutlery more easily. The scoop plate is BPA free.

<b>VM902</b> White	(£14.03) £16.83
<b>VM902R</b> Red	(£14.03) £16.83



Depth 5cm (2")  
Diameter 23cm (9")



Depth 8cm (3.1")  
Diameter 15cm (5.9")

**E. Heavy Duty Clothing Protectors - Snap Closure Blue Stuart**

These fluid proof clothing protectors safeguard you from food and liquid spills, thanks to the waterproof backing material.

With outstanding absorbency and durability, these clothing protectors are flame retardant to BS7175 standards.

It has a comfortable neckline, which is secured with a snap closure. Measuring 45 x 90 cm, you will be confident that no mess will get on your clothing.

Machine washable at up to 95°C

<b>70836/SB/UK</b>	(£11.00) £13.20
--------------------	-----------------



**A. Uccello EasyPour Kettle**

The effortless 'power-steering' pour action of the Uccello Kettle was designed using the unique PowerPour technology. The Kettle's non-weight-bearing 'tilt and pour' action from the ergonomically designed handle directs hot water to the fixed position of the cup, without removing the Kettle from its cradle. The weighted base of the Kettle arcs on a rotating axis to deliver hot water safely and steadily, every time. D12 x H22 x W23.4cm

**PR60106** (£58.99) £70.79

**B. Handsteady Drinking Aid**

The handle of the handsteady drinking aid rotates so that the cup self-levels using gravity; tilts easily by pivoting with your mouth, thumb or other hand; removes the need to twist your wrist, raise your elbow or lean your head back as far; and keeps steady despite tremor (such as with the handle upside down or at 90 degrees where tremor can be less).

**N28692** (£18.79) £22.55

**C. Universal Cup**

Suitable for individuals with reduced grip or limited sensation in their hands. Two large handles either side allow the user to use whole hand to grip the handles or to put hand through handle to hold cup, enabling more stable grip.

Made from strong polypropylene and supplied with two lids - spout and anti-splash lid to prevent spillage.

Dishwasher safe.

**RTL3515** (£10.00) £12.00

**D. Feeding cup**

These feeding cups are accompanied with 2 spouted lids per cup. One spout is wide and the other is narrow. There are two types of cups to choose from, one with wings (handles) or one without. Each pack contains 2 cups and 4 lids. Holds 200ml. Household dishwasher safe.

**PR65033** Feeding Cups (£8.09) £9.71

**PR65032** - with Wings (£9.49) £11.39

A

**GOOD GRIPS®**



Special twist action in the shaft allows the user to adjust the spoon and fork to any angle

Serrated edge



**A. Good Grips Cutlery Set**

Even when wet, the Good Grips® Cutlery Set/Assessment Kit makes mealtimes manageable.

Made from stainless steel, the Good Grips® Cutlery Set features 6 utensils with large, cushioned handles made from latex free rubber for a comfortable grip. The fork and spoon feature special twists in their shafts so they can be adjusted to any angle for ease of use.

Dishwasher safe, there is also a weighted version to give you even more control.

<b>F22223</b> Rocker Knife	(£11.60) £13.92
<b>F22235</b> Fork	(£11.60) £13.92
<b>F22211</b> Spoon	(£11.60) £13.92
<b>F22193</b> Teaspoon	(£11.60) £13.92
<b>F22209</b> Small Spoon	(£11.60) £13.92
<b>L35117</b> Serrated Rocker Knife	(£11.60) £13.92
<b>L79030</b> Six Piece Set	(£55.00) £66.00

**B. Kuracare Cutlery**

This specially shaped cutlery is made from stainless steel with latex free handles and has finger indents and profiled grips for accurate finger control.

The set contains a knife, fork and spoon, each featuring two-tone styling that's been thoughtfully designed to reduce the appearance of the curved profile, blending it discreetly with your regular cutlery. Dishwasher safe.

<b>M80002</b> Knife	(£6.17) £7.40
<b>M80014</b> Fork	(£6.17) £7.40
<b>M80026</b> Spoon	(£6.17) £7.40
<b>M80038</b> Angled spoon	(£6.17) £7.40
<b>M80270</b> Knife, fork, spoon set	(£14.41) £17.29

B



Knife



Fork



Spoon



Angled Spoon



**One Handle  
...Two Uses**



**C. Knork® Fork**

The Knork® is an ingenious combination of a knife and a fork to make it easier to cut and eat food, even with one hand.

Dishwasher safe. Available individually or as a set of 4 Knork® Forks

<b>L99740</b> Knork® Fork	(£12.36) £14.83
---------------------------	-----------------

**A. Ring Pull Can Opener**

This lightweight kitchen aid is ideal for users with a weakened grip or limited dexterity.

**VM992B** (£3.00) £3.60

**B. Dycem Jar® Opener**

Provides a non-slip grip to help with opening & closing tough jar lids. Non-toxic & latex free.

**F22168** (£5.21) £6.25

**C. Novo Cup**

Perfect for people who want to drink without having to be helped. The Novo Cup allows you to drink comfortably while lying down.

**PR61650** (£8.00) £9.60

**D. Baby Boa Constrictor**

With this simple to use gadget, open, tighten & hold a variety of objects minimising effort and strain.

**G69970** (£6.99) £8.39

**E. Non Slip Food Preparation Grip**

Protects hands while chopping & grating with a soft grip and wide non-slip handle. Designed to shield fingers and thumbs.

**N54423** (£3.33) £3.99

**F. Thermo Mug**

Thermally insulated, lightweight and easy to hold, dishwasher and microwave safe, bold colours are ideal for anyone with dementia.

**N05552** Red/White (£9.71) £11.65

**N05564** Blue/White (£9.71) £11.65

**G. Sure Grip Non-Slip Cup**

This stackable, polycarbonate mug features deep grooves allowing a comfortable, anti-slip grip. The optional lid changes colour if the contents are in excess of 50°C in temperature and is virtually spill-proof. An optional handle is available as is a useful straw clip.

Another feature of this cup is a 100ml and 200ml measuring guide on the outside.

**Available in six colours**

<b>PR65571</b>	Clear	£9.71
<b>PR655572</b>	Blue	£9.71
<b>PR655573</b>	Pink	£9.71
<b>PR65571/G</b>	Green	£9.71
<b>PR65571/O</b>	Orange	£9.71
<b>PR65571/V</b>	Violet	£9.71
<b>PR65571/Y</b>	Yellow	£9.71
<b>PR65581</b>	Handle	£9.71
<b>PR65582</b>	Straw Clip	£9.71
<b>PR65580</b>	Temp Reg Lid	£9.71

Microwave and dishwasher safe.



A

## HANDY·CUP®

The cups are designed with large handles to make gripping and drinking more comfortable



- Large handles for a good grip or for fitting the hands inside
- Large base for preventing tipping
- Transparent, easy to view liquid content
- Includes lid

### A. Handy Cup®

The Handy Cup® is designed for people with a poor grip or limited neck movement. The rim of the Handy Cup is angled so that a person can drink without tipping their head back to drain the glass. It can be tipped beyond the point where a normal cup would hit the bridge of your nose.

Capacity 200ml.

Dishwasher and microwave safe.

<b>PR65646</b>	Clear	(£17.59)	£21.11
<b>PR65646/B</b>	Blue	(£17.59)	£21.11
<b>PR65646/G</b>	Green	(£17.59)	£21.11
<b>PR65646/o</b>	Red	(£17.59)	£21.11

### B. Kennedy Cup™

If you're suffering with reduced grip or are unable to tilt your head back to drink, enjoying your regular cup of tea is made much easier with the Kennedy Cup™.

Featuring a lid to reduce spillage, this unique cup enables you to drink without fully sitting up when used with a straw.

With an easy to hold handle, it is suitable for hot or cold drinks and is dishwasher safe.

#### Dimensions:

Height 120mm (4.5")

Lid diameter 85mm (3.5")

Capacity 200ml

<b>G44560</b>	(£10.00)	£12.00
---------------	----------	--------

### C. Flexi-Cut Cups - Pack of 5

Made from flexible plastic, the Flexi-Cut Cup has a simple design that reduces spillage and features a cut-out around the nose to reduce the need for tilting your head back when drinking.

For easier liquid intake, it can be gently squeezed. Dishwasher safe, this plastic cup is also available in blue and sold in a pack of five.

**H89100** 30ml 1fl.oz -Pink(£15.58) £18.70

**H89094** 60ml 2fl.oz -Blue(£16.74) £20.08

B



C



**A. Lounge Chair**

Our height adjustable Lounge Chair is designed to offer comfort and longevity of service, being simple to maintain and clean for reissue. The back of the chair is ergonomically shaped for improved lumbar support, with a high back to offer head support. The frame of this comfortable chair is polymer coated and the arms are manufactured from polyurethane foam. The upholstery is now available in a range of colours to suit both modern and traditional interiors.

<b>VG808</b>	Brown	£238.80
<b>VG808C</b>	Cream	£238.80
<b>VG808G</b>	Green	£238.80



- Aids good posture for patients recovering from surgery
- Height adjustable to suit the majority of the users
- High back for head support
- Ergonomic shape for added lumbar support
- Maximum User Weight Limit of 140kg (22 stone)

**B. Height Adjustable Chair**

Comfortable and simple to maintain and clean for reissue. The back of the chair is ergonomically shaped for improved lumbar support and has a high back to offer head support and side head supports for comfort. The frame is epoxy polymer coated and the arms are manufactured from polyurethane foam. With fire retardant upholstery and height adjustable legs, this sturdy, wipe-clean chair is an attractive and long-lasting piece of furniture. The upholstery is now available in a range of colours to suit both modern and traditional interiors.

<b>VG810</b>	Brown	(£209.00) £250.80
<b>VG810B</b>	Blue	(£209.00) £250.80
<b>VG810C</b>	Cream	(£209.00) £250.80
<b>VG810G</b>	Green	(£209.00) £250.80



- Comfortable seating with lateral movement to suit the individual user
- Easy clean tubular metal frame
- Fire retardant upholstery
- Specially designed legs to reduce tilt when transferring
- High back for head support
- Simple height adjustment using 'e' clips
- Maximum User Weight Limit of 140kg (22 stone)

**C. Beaumont Leg Rest**

The vinyl top of the Beaumont Leg Rest has heat sealed seams for improved hygiene and the frame is finished in a tough epoxy polymer finish. These padded leg rests are manufactured using a fire retardant, easy to clean fabric. Available with or without wheeled castors. Height adjusts from: 38.5-53.5cm (15-21 inches)

<b>VG818</b>	Static	(£40.00) £48.00
<b>VG819</b>	With Castors	(£45.00) £54.00



**A. Elephant Feet**

Elephant Feet can be fitted underneath a chair or bed in only a matter of minutes and removed easily if no longer required.

Each foot is placed under the legs of the chair or bed, raising the height either 3.5 inch (9 cm) or 5.5 inch (14 cm), depending on the model.

**6070** 9cm (Carton of 4) (£22.50) £27.00

**6074** 14cm (Carton of 4) (£25.00) £30.00

**B. Panda Cube Furniture Raisers**

The Panda Cubes are made from attractive bamboo making them natural, strong and resistant to water without compromising style.

Bamboo has natural antibacterial qualities making these furniture raisers even better than before.

**55913** 9cm-Carton of 4 (£35.00) £42.00

**55914** 14cm-Carton of 4 (£49.00) £58.80

**C. Adjustable****Linked Chair Raiser**

The linked design gives the highest level of stability, supplied fully assembled in an easy to fit pack. Height adjusting insert blocks are included to change the raise height from 2-4 inches (5-10 cm) depending on the user's needs.

Max chair footprint: 31" x 27"

**LP/JLP125PI** (£35.00) £42.00

**D. Leg-X**

Leg-X furniture raisers fit tightly to chair legs and could be suitable even if the legs have a curve or are splayed.

Flexible plastic fins inside grip each leg and drop-in blocks can be added to raise the chair to the desired height, from 3-5 inches (7.6-12.7 cm).

**6016** (£39.95) £47.94

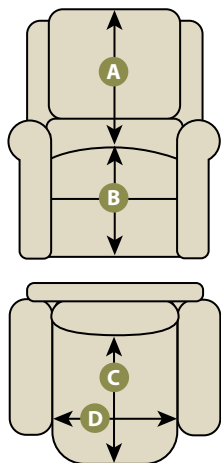
**E. Adjustable Footstool**

Foam padded cushion provides maximum comfort and is height and angle adjustable. Plastic clips are secured onto the bottom of the frame to prevent slipping.

**F5001** Frame 15.5"x19.5" £52.00



## Choosing the right size for you



### A. Back Height

The back height is measured from the seat to the top of the back cushion. It is important that the head is supported in a relaxed position so the top of the cushion is as tall as the person sitting in the chair.

### B. Seat Height

Measure from the floor to the top of the uncompressed seat cushion at the front of the chair. When sitting in the chair the top of the leg should be horizontal with your feet solidly on the floor.

### C. Seat Depth

The seat is measured from the front of the chair to the uncompressed lumbar back cushion. There should be good resistance between your back and the back cushion. Also the back of your calves should not be touching the front of the seat cushion and leg rest area.

### D. Seat Width

The chair seat width should be at least one inch either side of your widest point, usually near the pelvis. Do not specify a chair with large gaps either side of you as this will create a tendency to lean to one side, creating extra stress on your spine.

SINGLE MOTOR  
TILT IN  
SPACE



Full Rise



Static Position



Semi Recline



Footrest horizontal



Fully Reclined

STANDARD  
DUAL  
MOTOR



Full Rise



Static Position



Independent Back Rest

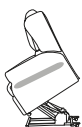


Footrest Horizontal



Fully Reclined

DUAL  
MOTOR  
TILT IN  
SPACE



Full Rise



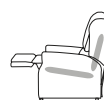
Static Position



Independent Back Rest



Semi Recline



Footrest horizontal



Fully Reclined

WALL  
HUGGER  
TILT IN  
SPACE



Semi Recline



High Leg Lift




Full Rise

The Wallhugger Tilt in Space action provides the benefits of tilt in space within a confined area.


CHAIR  
STYLES



Our popular waterfall back with three tiered soft cushions.



Our classically designed button back.



Our split lumbar back.



Lateral Support Back

# The Wessex



Up to  
**20**  
stone


## Standard Features

- Our luxurious and top of the range pocket sprung seat cushion
- Full length arm caps to protect and enhance the life of your chair
- A loop and pocket for your handset controls
- A safety device to lower the chair in the event of a power cut
- Durable castors
- Five year warranty

## Choose from the following mechanisms:

- Single Motor Tilt in Space
- Standard Dual Motor
- Dual Motor Tilt in Space

## Complementary Furniture



Waterfall Back



Split Lumbar Back



**Prices**  
from  
£1,695.00

## The Wessex comes in a choice of three chair styles and three standard sizes, with made to measure options.

The Wessex includes a mechanism which provides a unique range of sitting and recline options. These additional rise movements give you a little extra help to stand and walk comfortably away from your chair.

Choose from three rise and recline mechanisms including a single motor tilt in space and standard dual motor. There is a large pocket on the side which is a handy place to clip the handset.

Full-length arm caps will improve the chairs longevity and durable castors will make it easy to

manoeuvre. The Wessex comes in three different styles: Waterfall Back, Button Back, and Split Lumbar Back.

As standard, The Wessex comes with a luxury pocket sprung cushion. Designed with high tensile steel coil springs in individual pockets which will give you consistent support during its lifespan.

The Wessex also comes with many different fabric options. A sofa, static chair and footstool are also available in the range.

# Hampshire




### Standard Features

- Quality British action ensuring product strength, stability, and safety
- Choice of backrest styles
- Choice of lift and tilt angle (on medium & large models)
- Emergency lowering device (one action only)
- Wide choice of soft covers, water resistant and breathable fabrics in vinyl or leather
- Large side pocket

### Choose from the following mechanisms:

- Single Motor Tilt in Space
- Standard Dual Motor
- Dual Motor Tilt in Space
- Wallhugger Tilt in Space

### Complementary Furniture



Waterfall Back    Button Back

**Prices** from  
£1,395.00

## The Hampshire range offers quality workmanship with luxurious fibre filled cushions for your comfort

The Hampshire Rise & Recline chair has comfortable scroll arms and a full chaise footrest. This is beautifully complemented by the 3-pillow waterfall back giving you excellent lumbar and head support.

Each cushion is fibre filled and can be adjusted vertically so you can find a position which suits your needs.

Choose from a single, dual, or dual tilt-in-space action, each providing a smooth, effortless rise and recline movement which is operated by an easy to use handset.

The Hampshire can be tailored to everyone's specification in terms of seat width, height, depth, and armrest height. This helps to ensure comfort and support when seated.

To complement the Hampshire, you can buy a matching static armchair and two-seater settee so that everyone can enjoy the comfort.



Leather option  
also available

# Devon



Up to  
**20**  
stone

## Standard Features

- Two pockets
- Handset loop
- Emergency lowering
- A wide range of colours and fabrics


## Additional Accessories

- Optional removable, swing or lift up armrests for side transfer
- Fabric protection
- Arm knuckles
- Head pillow
- Heat and massage system

## Choose from the following mechanisms:

- Single Motor Tilt in Space
- Dual Motor Tilt in Space
- Wallhugger Tilt in Space

## Complementary Furniture



Lateral Back



Waterfall Back



Prices from  
£1,745.00

## Practicality and versatility combined with modern styling make the Devon one of the most popular chairs on the market

The Devon is a contemporary chair that is easy to control using the simple handset and provides comfort and flexible support.

The large supportive wings keep the 3 bolster cushions in place. Each cushion is removable (with its own zipped back) which enables each user to create their optimum seating position.

Choose from a single, dual, or dual tilt-in-space action, each providing a smooth, effortless rise and recline movement which is operated by an easy to use handset.

On the side, there are 2 large pockets that can be used to store the handset as well as reading material or TV remote control. For safety, The Devon has an emergency lowering function. There is also an option to include swing, removable or lift-up armrests so that side transfer is made easy. These can be added to the left side, right side, or both.

# Kingsley



Up to  
**19**  
stone

## Standard Features

- Superb comfort and style in a range of colours
- Solid frame construction
- Heavy duty Okin motors with 130kg lift capacity
- 12 months manufacturer's warranty
- Choice of single or dual motor rise & recline functionality
- Side pocket for easy and safe storage of hand controller
- Removable seat and feet covers for ease of washing

## Choose from the following mechanisms:

- Single Motor
- Dual Motor

## Standard size:

- H18.8" x W22.8" x D18.8"  
H48cm x W58cm x D48cm



Waterfall  
Back

## Compact size:

- H16.9" x W20" x D18"  
H43cm x W51cm x D46cm



**Single Motor**  
from  
£850.00\*

**Dual Motor**  
from  
£995.00\*

## The Kingsley riser recliner chair is available with a single or dual motor, making it perfect for those who want to relax in comfort

The Kingsley riser recliner chair is available with a single or dual motor, making it perfect for those who want to relax in comfort.

This chair also features a strong, well made, wood and metal frame. With a push of the button, the chair will effortlessly recline into a comfortable position, so you can relax. When you're done, the chair will lift and tilt making it much easier to get on your feet.

A large pocket on the side is a safe place to store the hand control and any other items you wish. Okin motors provide a quiet and smooth lift.

This entry-level chair starts at £850 (depending on specifications) and qualifies for next day delivery. The Kingsley is available in a wide range of fabrics, so it will blend in with your existing décor and has a maximum user weight of up to 19 stone (120 kg).

**This chair is available in two sizes: Standard & Compact.**

**The price of the chair will depend on the type of fabric and exact specification, so please call for a quote\***



## Fitform 570 Vario

The Fitform 570 Vario is the most comprehensive riser recliner armchair in the collection. Designed to provide an ergonomically sound sitting posture and optimal body support.



- 5 Standard seat widths
- Adjustable seat depth
- Adjustable seat height
- Adjustable armrest height
- Adjustable lumbar support in height and thickness
- Adjustable head and neck support.
- Revolving platform option - allows you to rotate the chair.

Depth (seat)	Adjustable from 43 - 53cm
Height (armrest)	Adjustable from 16 - 29cm
Height (seat)	Adjustable from 40 - 60cm
Height (backrest)	from 72 - 84cm
Width (seat)	from 45 - 63cm
Total weight of chair	from 72 - 90kg

Prices from  
£3,295.00

## Fitform 574 Vario

The Fitform 574 Vario is a contemporary riser recliner chair with a modern design. This versatile armchair can be upholstered with various soft fabrics, leather or water-resistant fabrics.



- All the features of the 570 Vario, with detachable pressure seat cushion.
- Healthcare Fabrics
- Optional wheel system to move from room to room.
- Revolving platform option - allows you to rotate the chair.

Depth (seat)	Adjustable from 43 - 53cm
Height (armrest)	Adjustable from 19 - 27cm
Height (seat)	Adjustable from 40 - 60cm
Height (backrest)	from 72 - 84cm
Width (seat)	from 45 - 63cm
Total weight of chair	from 76 - 94kg

Prices from  
£3,295.00

## Side Transfer

The swiveling side panel is designed specifically for wheelchair users, allowing for easy transfer from wheelchair to your armchair. It is possible to equip the chair with a swiveling side panel to facilitate an easy and safe transfer.



5 Year  
Warranty

## Comfortable and Healthy Sitting

You can tilt the backrest and seat backwards in one motion. The armchairs can be tilted so far backwards that your legs come to lie higher than your heart. This so-called zero-gravity position ensures optimal blood circulation and relaxation of the muscles.



### Cavendish Care Chair

The Cavendish Care Chair is a multi-positional adjustable chair which can accommodate most people. It's practical and comfortable, making it suitable for those with complex needs and for home, nursing, and residential environments.

Soft cushioning in the backrest and conventional wings provide excellent postural support allowing the user to obtain a comfortable seating position.

The arm height can be adjusted at increments of 1" or removed completely to make side transfer easier. It is available as a fully manual chair, operated by levers and gas springs or it can be operated with an easy-to-use hand control. The 3 main functions include leg rest, tilt and back angle.

**The Cavendish Care Chair is very versatile and can be made to meet the users requirements.**

Up to  
**25**  
stone



**Premium featured**  
**Adalphi** from  
*£2,695.00*

The Care Chair is available with manual or electric controls of the 3 main operations; leg rest, tilt and back angle.

#### Specification

**Seat height to footplate:** 16-21" (40.6-53cm)

**Seat width:** 16-22" (40.6-55.8cm)

**Seat depth:** 18-22" (45.7-55.8cm)

**Arm height:** 7-12" (17.7-30.4cm)

**Back height:** 33" (83.8cm)

**Back angle:** Recline 30°

**Tilt in space:** 30°

**Overall width:** 27" (minimum)

**Weight capacity:** 25 stone

### Features and options



Optional soft lateral support cushion



The Care Chair has a very high leg position if required and a good Tilt in Space



The arm height is easily adjusted and can be removed for ease of side transfer

#### Standard Features

- Independent Tilt in Space
- Adjustable back angle
- Adjustable seat depth
- Adjustable seat width
- Adjustable arm height
- Adjustable and removable footplate
- Telescopic extending legrest
- Removable arms for side transfer
- Removable seat cushion
- 3 fibre filled waterfall back cushions which are removable and repositionable
- Ultima vinyl. Crib 5 with vapour permeable fabric on all contact surfaces Medium risk visco foam on all contact surfaces Manual and Electric control options

## The Dorchester High Seat Chair

The Dorset is a classic looking fireside chair, beautifully upholstered with the option of wings and infills.

Having a chair at the correct height will do wonders for your posture as well as sitting and standing independently. The Dorset offers excellent head, neck, and lumbar support with a comfortable seat and back cushion to make sitting a relaxing experience.

This bespoke chair can be made-to-measure in a range of colours and fabrics.

- Choice of wood finishes
- Removable seat cushion
- Matching footstools available
- Will provide many years of comfort

### Specification

Seat H: 19.5" (49.5cm)    Backrest H: 27" (68.5cm)  
 Seat W: 20" (50.8cm)    Armrest H: 7" (17.8cm)  
 Seat D: 18" (45.7cm)



Up to  
**18**  
stone



Prices from  
**£795.00**


## The Medway High Seat Chair

The Breydale provides a low-cost but highly comfortable place to sit. There are carefully placed handgrips on the side to make standing much easier.

A shaped back will provide lower lumbar support, and the solid wooden frame (with mortise and tenon joints) offers strength and stability. The seat cushion is removable to suit people who require specific pressure care solutions.

- Solid seat with removable cushion
- Shaped back for lower lumbar support
- Beech frame with mortise and tenon joints
- Solid wood frame in Light Oak finish
- Available in 2 colours, butterscotch and toffee

### Complementary Furniture



### Specification

Seat H: 19" (48.2cm)    Backrest H: 29" (73.6cm)  
 Seat W: 19¼" (49cm)    Armrest H: 7¼" (18.4cm)  
 Seat D: 19" (48.2cm)

Photo showing  
Toffee colour option



Up to  
**18**  
stone



Prices from  
**£399.00**

### A. Parnell Bed Rail

For use with any bed frame or divan, this strong steel frame clamps between the bed and the floor, giving you a very sturdy support.

**P1** Height 82cm (32") (£199.99) £239.94

### B. Parnell Premier Plus Bed Rail

100mm taller and therefore suitable for higher beds. The Premier Plus also has an increased user weight.

**P2** Height 92cm (36") (£229.99) £274.80

### C. Bed Rope Ladder

Get comfortable in bed independently with the Bed Rope Ladder, which enables you to pull yourself up to a seated position without the need for assistance.

**VM937** (£12.54) £15.05

### D. 2 in 1 Contour Bed Lever

Suitable for divans or frame beds, the rail provides you with great, stable support and its slim base design has a minimal impact when it slides under your mattress.

For use on slatted and hard top divan beds (Please note: not suitable for sprung divan base beds).

Height 51.5cm (20")

**M48192** (£59.50) £71.40

### E. Over Bed Table with Castors

The Canterbury Multi-Table is a convenient, mobile table for use around the home, particularly useful as an overbed table. This height-adjustable table is finished in an attractive beech-melamine with genuine hardwood upstands and the top can also be set to different angles from flat to 45 deg. approximately.

**VG832** Without Castors £69.00

**VG866** With Castors £75.00

### F. Daleside Overbed Table

The first fully-adjustable overbed table for use over beds and chairs is adjustable in height, width and angle with a reversible side table for right or left hand use. It is fitted with 4 locking brake castors.

**5710** £174.00



Simply loop the ladders ends around the feet of your bed post.



Easily adjusts to your desired position helping to reduce neck strain



**A. Folding Wooden Bed Tray**

This attractive and functional Folding Adjustable Bed Tray makes breakfast in bed, reading or writing easier and more comfortable. The angle of the table top is adjustable. Ideal for use as a bed tray or lap tray.  
D41xH35xW545

**VM938AB** (£24.95) £29.94

**B. Bed Cradle Height Adjustable**

The Height Adjustable Bed Cradle from Aidapt is a metal frame designed to keep bed covers away from the body.  
D41xH35xW69

**VY440** (£30.00) £36.00

**C. Bed Back Rest**

This Back Rest is an ideal and versatile adjustable back support for recovering patients or those seeking greater comfort in bed.

**VG820** (£26.95) £32.34

**D. Bed Wedge Cushion**

The Bed Wedge Cushion has been designed to provide upright or reclining support. It is ideal for use in a bed or flat surface.

**VG884** D26xH60xW61 £34.20

**VG884A** Cushion Cover £12.00

**E. Batwing Pillow**

Supreme comfort and stability. Specially shaped into three sections to hold you snugly. The lumbar section gently supports your back and the side sections give fantastic lateral support.  
Span 78cm, Height 70cm

**SP14213** £38.99

**SP14214** Pillow Case £18.99

**F. V Pillow**

Supremely comfortable and provides excellent shoulder and neck support whilst relaxing either in bed or the chair. Comfy fibre filling.  
Span 85cm, Height 60cm

**SP14222** £36.49

**SP14223** V Pillow Case £17.49



Soft and comfortable.



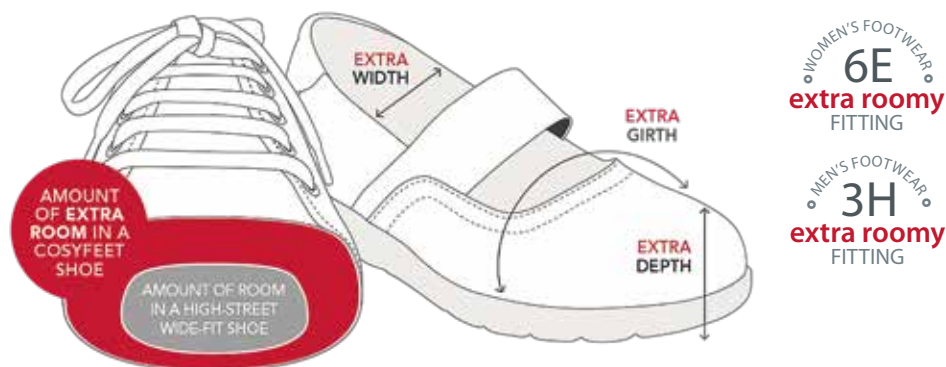
Provides effective postural support when sitting up or reclining in bed



We are one of the South's leading stockists of the **Cosyfeet range** and we believe in offering our customers the best quality products. With **Cosyfeet** you not only get **quality**, you will also experience **comfort, style and support**.

### There's wide fitting and then there's Cosyfeet!

Designed to fit and flatter swollen feet, the Cosyfeet range is much roomier than the wide-fitting footwear you'll find on the high street.



### Style meets blissful comfort

We believe that swollen feet should have the most comfortable, stylish footwear possible. That's why we combine the latest trends with premium materials and expert shoe-making.

Thanks to innovations such as our 'Hidden Depth' design, our footwear fits swollen feet with ease but still looks stylish and streamlined. It's also designed to minimise the risk of seams rubbing or causing discomfort which is important if you have sensitive or vulnerable feet



**Elvis** - Code KR



**Bingley** - Code FO



**Connie** - Code UH



**Frieda** - Code R2



**Woody** - Code VU



**Robbie** - Code M5



**Sarah** - Code B9



**DIANE** - Code B10

**FIND  
OUT  
MORE**

For quality and comfort, our prices start from £30.00.

To view our full Cosyfeet range please visit our website today which is regularly updated with the latest seasonal styles.



Cardiac Chair Position



Auto-Contour



Reverse Trendelenburg



Trendelenburg

## Care Bed with Side Rails

Designed and developed for the nursing and residential care environment; the Care Home beds provide safety features for both residents and carers combined with an attractive appearance.

Maximum User Weight (up to)	165kg (26st)
Maximum Safe Working load	200kg (26st)
Overall Bed Width	102.5cm
Overall Bed Length	214cm
Height Adjustment	40cm to 80cm
Trendelenburg Tilt	11° +/-1°

### Features & Benefits

- Adjustable in height between 40cm - 80cm (16"-31"), enabling carers / nurses to care for users successfully, without bending and causing back injuries.
- Emergency lowering by quick action bolt mechanism
- Four-section mattress support
- Extra high side rails available



Available with a Metal Mesh or Wooden Slat base



### Care Bed With Low Side Rails



An option with low side rails is available. The low positioning and side rails provide a safe environment for those at risk of falling out of bed to relax without worry.

### Wood Finish



Oak



Walnut



Beech

#### Care Bed with Side Rails

**19849SED3BE** Beech with Metal Mesh

**19847SED3BE** Beech with Wooden Slats

**19849SC5ED3BE** Walnut with Metal Mesh

**19849SC6ED3BE** Oak with Metal Mesh

#### Care Bed with Low Side Rails

Please call for further information and costs

**Prices from** **£1,495.00**

Including Mattress



Auto-Regression Backrest



Trendelenburg



Height Range:



**Prices from**  
**£3,295.00**  
 Mattress NOT included

## Solo Comfort Profiling Bed

The Ultimate all-in-one nursing and floor bed designed to accommodate advanced care needs of individuals. Stylishly designed, the bed has a fully upholstered surround with headboard styles and material options.

	3ft (90cm)	3ft 6 (105cm)	4ft (120cm)
Maximum User Weight	165kg	215kg	215kg
Safe Working Load	200kg	240kg	240kg
Height Range (floor to top of mattress platform)	110mm - 735mm		
External Length	2187mm + 200mm		
External Width	960mm	1110mm	1260mm
External Height (in lowest position)	645mm		
Mattress Platform Width	900mm	1050mm	1200mm
Mattress Platform Width Length	2000 - 2200mm		

### Choose Headboard



Emerald



Pearl



Opal

### Choose Wood



Oak



Walnut

“The Solo lowers to the floor providing a safe sleeping height for users. Falls from the bed are more of a roll, hence greatly reducing the potential for injury.”

Occupational Therapist

### Choose Width



90cm/3ft



105cm/3ft6



120cm/4ft

### Choose Material



Linen Fabric



Zinc Fabric



Anthracite Fabric



Sisal Leather



Lichtgrau Leather



Meteor Leather





Auto-Regression Backrest



Trendelenburg



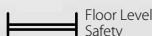
Choice of Wood Colours



Height Range: 11-72.5cm



Low Footboard for Unrestricted Bed-end



Floor Level Safety



**Prices from**  
**£2,595.00**  
 Mattress NOT included

## Signature Comfort Profiling Bed

The Signature Comfort is the ultimate care bed for operators wanting to achieve a homely care environment. The bed has a fully upholstered surround with headboard and fabric options.

	3ft (90cm)	3ft 6 (105cm)	4ft (120cm)
Maximum User Weight	165kg	215kg	215kg
Safe Working Load	200kg	240kg	240kg
Height Range (floor to top of mattress platform)	110mm - 735mm		
External Length	2187mm + 200mm		
External Width	960mm	1110mm	1260mm
External Height (in lowest position)	645mm		
Mattress Platform Width	900mm	1050mm	1200mm
Mattress Platform Width Length	2000 - 2200mm		

### Choose Headboard



Emerald



Pearl



Opal

Shown in raised position



### Choose Width



90cm/3ft



105cm/3ft6



120cm/4ft

### Choose Material



Linen Fabric



Zinc Fabric



Anthracite Fabric



Sisal Leather



Lichtgrau Leather



Meteor Leather



Auto-Regression Backrest



Trendelenburg



Height Range: 11-72.5cm



Low Footboard for Unrestricted Bed-end



**Prices from**  
**£4,995.00**  
 Mattress NOT included

## Signature Comfort Dual Profiling Bed

The Signature Comfort Plus Dual is a fully height adjustable bed with two profiling mattress platforms to enable couples to continue sharing a bed when medical needs arise. Featuring Telescopic Split Side Rails, the bed helps to prevent injuries from bed falls.

Two independent profiling Mattresses	
Maximum User Weight	170kg per side
Safe Working Load	205kg per side
Height Range (floor to top of mattress platform)	255mm - 730mm
External Length	2079mm
External Width	2082mm
External Height (in lowest position)	1010mm
External Height (in highest position)	1490mm

### Choose Headboard



Emerald



Pearl



Opal

### Independent Mattress Platforms

The bed features two 5-section independent mattress platforms, allowing each sleeper to adjust their position in bed without affecting the other occupant.



### Choose Wood



Oak



Walnut



Linen Fabric



Zinc Fabric



Anthracite Fabric



Sisal Leather



Lichtgrau Leather



Meteor Leather

### Choose Material

# ADJUSTABLE BEDS



Auto-Regression Backrest



Trendelenburg



Height Range:  
11-72.5cm



Optional Side Rails

**Prices from**  
**£2,395.00**  
Mattress NOT included



## Signature Upholstered Profiling Bed

The padded head/foot board design ensures a comfortable and elegant finish. With height adjustment and full profiling features this care bed is suitable for almost all user types.

	3ft (90cm)	3ft 6 (105cm)	4ft (120cm)
Maximum User Weight	205kg	205kg	205kg
Safe Working Load	170kg	170kg	170kg
Height Range (floor to top of mattress platform)	255mm - 730mm		
External Length	2079mm	2079mm	2079mm
External Width	1041mm	1191mm	1341mm
External Height (in lowest position)	782mm	782mm	782mm
External Height (in highest position)	1305mm	1305mm	1305mm

### Choose Headboard



Emerald



Pearl



Opal

### Profiling Mattress

The user can sit up in bed by raising the backrest and elevate their legs/feet by raising the legrest electrically, operated through a handset control.



### Choose Width



90cm/3ft



105cm/3ft6



120cm/4ft

### Choose Material



Linen Fabric



Zinc Fabric



Anthracite Fabric



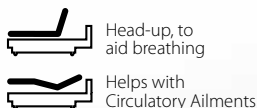
Sisal Leather



Lichtgrau Leather



Meteor Leather



Prices from  
**£1,595.00**  
Mattress NOT included

## Luxury Range

In our luxury range we offer three styles of Adjustable Beds.



### Single

Single size adjustable bed.  
Emerald headboard in linen colour shown.



### Small Double

Small Double size adjustable bed.  
Emerald headboard in linen colour shown.



### King

King size adjustable bed.  
Emerald headboard in linen colour shown.



### Emerald Headboard

One of three styles available in three colours



### Pearl Headboard

One of three styles available in three colours



### Opal Headboard

One of three styles available in three colours

*'Valued by our customers,  
Trusted by our cruise partners,  
Chosen Provider for all major cruise lines'*

## Are you wanting to go on holiday, but need a little assistance?

We offer a wide range of mobility products for hire, delivered direct to your cruise cabin or holiday destination.\*

- Mobility Scooters
- Bed Hoists
- Powerchairs
- Medical Beds
- Wheelchairs
- Bathing Solutions
- Rollators

*and much more!*

\*subject to location and availability

For more details please contact one of our friendly team on

**0800 328 1699**

or visit:

**[www.mobilityatsea.co.uk](http://www.mobilityatsea.co.uk)**

*"The service from Mobility at Sea was superb from beginning to end and we can't praise this company highly enough."*



# You'll make the right choice with Cavendish Health Care...

As a careful customer, it's understandable that you'll want to do a little research before you make any purchase.

Here are just a few reasons why you should choose us:

- ✓ We are trusted by our customers and a proud member of the British Healthcare Trades Association (BHTA), operating to the Trading Standards Institute (TSI) code of practice.
- ✓ We actively travel the world to find the most innovative mobility solutions on the market such as the Di Blasi and SupaScoota range.
- ✓ The personal touch is important to us. We have two of the largest showrooms in the south with a caring and professional team waiting to help.
- ✓ With over 10 years' experience, we know what products are worth the investment to help you stay active and comfortable.
- ✓ **Can't get to any of our showrooms?** To the best of our knowledge, we can offer the most comprehensive range of lightweight scooters, powerchairs and Riser Recliner chairs to your door.
- ✓ With on-site diagnostics, servicing, and repairs, you can be sure that your equipment is in safe hands.
- ✓ Some "try before you buy" options available\* (\*subject to location and availability).
- ✓ An introduction to our sister company "Mobility At Sea", for fire facilities on all major cruise lines. Visit [www.mobilityatsea.co.uk](http://www.mobilityatsea.co.uk) or call on 02392 267 474



"I hired the Di Blasi for my weekend away and what a difference it made, especially as it was very hot in the summer and this helped me no end. Cheers to Cavendish."

Dear Helen & Sarah  
Thank you both  
for your help &  
assistance over the  
problems with my  
decoator. The new  
wheels / tyre have  
finally overcome the  
problems and I'm  
mobile again  
Kindest regards  
Dorothy  
C. HARRIS

Thank you for your  
help, kindness and understanding  
in solving the problem with my  
mobility scooter yesterday.  
It was much appreciated.  
Rae Cusworth



**Most products in this catalogue are eligible for VAT exemption, subject to the completion of a VAT exemption declaration form (processed in store) and qualifying medical condition.**

## **Who Qualifies for VAT Exemption?**

You can qualify to buy mobility products VAT free if you are chronically sick or disabled. The goods purchased must be for your own personal, non-business use.

For the purposes of VAT relief, His Majesty's Custom & Revenue (HMRC) defines 'chronically sick or disabled' as someone with:

- a physical or mental impairment which has a long term and substantial adverse effect upon your ability to carry out everyday activities.
- a condition that the medical profession treats as a chronic sickness such as diabetes.
- a long term illness.

**A temporary mobility impairment, like a broken leg, does not qualify for VAT exemption.**

## **How to Apply**

VAT exemption works through self-declaration. You must complete and sign a form stating that you meet the criteria for 'chronically sick or disabled' as set out by the HMRC.

An independent or NHS medical assessment is not required.

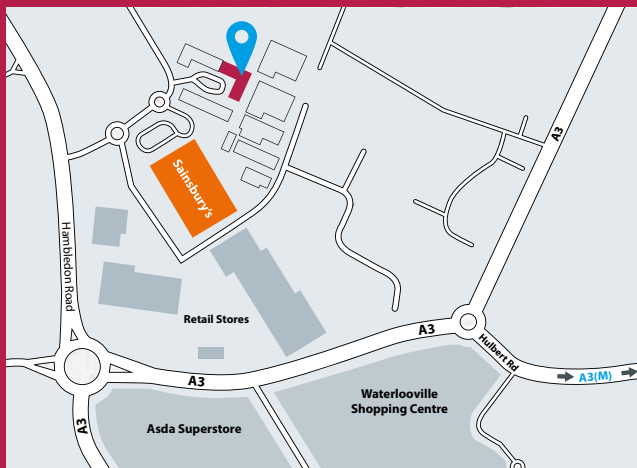
Cavendish Health Care will issue a VAT exemption form at the point of purchase as it is part of the order confirmation process.

## WATERLOOVILLE SHOWROOM



Cavendish Health Care  
11 The Parkwood Centre,  
Aston Road, Waterlooville,  
Hampshire, PO7 7HT

Call us on:  
**02392 255 600**



## TORQUAY SHOWROOM



Cavendish Health Care  
Unit 1 Babbacombe  
Business Park,  
Babbacombe Road,  
Torquay, Devon, TQ1 3UP

Call us on:  
**01803 220 378**



### Disclaimer

We have done everything possible to provide accurate information within this catalogue. Also, please note that the performance of our equipment is dependent on several factors including weight, medical condition, terrain and regular maintenance. At the time of printing, all measurements and the weight of individual parts are accurate to the best of our knowledge.